

Newsletter of the Tasmanian Quilting Guild Inc.

PO Box 181, North Hobart,

Tasmania 7002



Volume 39, Issue 3

August 2021

ISLAND THREADS



Aug 2021

In this issue...

Vice President's Message	p 3
Aims of the Tasmanian Quilting Guild.. ..	p 3
News from the North	p 4
Barbara Mellor: Quilting from the Heart	p 5
The Governor, stitch buddies and a lamb roast	p 6
An offer from the Appraisal Team.	p 6
What's been happening in the South	p 7
Notice of up-coming AGM	p 8
Celtic Knots	p 10
What's on	p 11
Website News.	p 11
Sew Much Fun	p 12
General Notices	p 13
Committee Of Management.	p 14
Calendar of Events.	p 14
Tassie Traders	p 15
Newsletter Submission Guidelines.	p 15
Bernina.	p 16

If you have an interesting article or if your group has an event coming up and you would like to have it included in the newsletter please contact the editor (michelle.tqeditor@gmail.com)

before the advertised deadline

Please read submission requirements on page 14.


Acknowledgements:

Thanks to Lynne Hargreaves, Kay Bailey and Judy Johnston for letting us use an image of their 'fireworks' quilts on the front cover. Images in group news, supplied by area reps. Various clipart by Pixabay. Images for various articles supplied by authors. Image for page 2 supplied by Michelle Murden.

Vice Presidents Message

The Tasmanian Quilting Guild

"The thread that binds us coast-to-coast"



Dear Members,

Good news! We have had a lot of new members join up recently. New members are always good news, they help organisations to stay strong and vibrant. Each one of us plays a valuable role in nurturing our vibrant, creative Guild. Members, you are the frontline ambassadors in our community, and we appreciate your help with growing our membership base.

This Spring engage with and support each other and new members by sharing your positive experiences. Here are some areas you might like to share.

- * Being informed - A lot of information can be found in the Newsletter, on our Website, Facebook pages, and within emails that are sent out.
- * Skill building - The Guild loves sponsoring National tutors to visit our Island and has a couple of exciting Workshops coming up.
- * Make new friends – join in with State Guild Meetings, Friendship days, be a Volunteer (Island Quilts is currently looking for helpers, and the Committee of management has vacancies)
- * Attend an Event – check out the calendar and bring a friend !

Island Quilts Show coming up!! Where we revel in quilting, and display it in all its forms, across skill levels, and age groups.

Fabric fireworks is our community centrepiece!!

- * I encourage everyone to contribute a 12inch-by-12inch quilt or 2 to the 'Fabric Firework's' wall of creativity.
- * It is open to individual and group guild members, to showcase our wonderful quilting community.
- * There is no limit on a group's entries.
- * We want 100 plus quilts for our explosive wall of colour to greet visitors as they enter. As Lynne says, "A fantastic Tasmanian background wall exploding with colour, perfect for that fabulous Island Quilts 2021 keep-sake selfie!!"

I encourage all members to actively contribute and participate in the wonderful 'Quilty' world around us, whether it is meeting new people, building our skills, or joining in. There's a whole lotta fun and company close by. The Tasmanian quilting Guild really is the thread that binds us coast to coast.



Happy creating and stay safe, until we meet next time,
Warm regards
Leesa Greenacre

Aims of the Tasmanian Quilting Guild Inc.

- To promote the art and craft of Patchwork and Quilting
- To bring quilters together from all parts of the state
- To encourage the establishment of affiliated groups
- To encourage and maintain high standards of workmanship and design in both traditional and contemporary quilting
- To foster interest in the history of patchwork and quilting
- To organise exhibitions
- To publish a newsletter
- To arrange for the giving of lectures to members of the Guild on subjects of concern or interest to them

News from the North...

May 29th was Latrobe's Friendship Day. Although I couldn't be there, I was told that it was another well attended and enjoyable day.

In June, the Tamar Sew-ciety group held another High Tea. This time raising \$3,500 in funds for Port Dalrymple sports uniforms. With a extra big 'Thankyou' to the club for a last minute change of plans for venue. (Missed that one also)

Nindethana (Old Girl guide building at Deviot) had a another day sewing/ chat attended by approx. 15 members. (Missed that one too). With another planned in Oct with option of sleepover.

Launceston Patchwork & Quilters also held a fund raising event. They hosted an enjoyable afternoon tea and successfully raised \$1800 for the Cancer Council.

Mystery Quilt by L.P.Q. Pictured is Robyn Miller's quilt to date. Next step due on the 12th of August. With a couple of months to come. A date has been put on the calendar, 27th Nov, for a viewing of some 67 of these quilts.



Cheers, Karyn
Northern Area Rep

The bus to Hobart for Island Threads is approaching fast. Karen Womersley has done the ground work for 26 seater for Fri 5th and Sat 6th Nov. Looking at approx. \$24pp. This all depends on numbers. Please support our favourite hobby, get in EARLY and put down your name and number. Text: Karen Womersley 0407 432 039/ Karyn Leary 0417 309 358

If you'd like to meet some great people and share the good times, why not join one of our affiliated groups in the north and north-west:

North-West

Burnie Piecemakers. Lynn Hoodless (03) 64317596

Town & Country Patchworkers & Quilters Smithton. Lynne Gourley 0476520 725

The Sewing Sisters. Karen Parnell 0429447357

Wynyard Cottage Patchworker & Quilting Group. Dianne Poke 64424331

Devon Patchworkers & Quilters. Alana Bessell 0405318904 or Lesley Lyons 0417 871 478

Leven Quilters. Doreen Pearce 64256372

Queenstown Quilting and Craft. Iris Beams (03) 64712043

Platypus Patchers. Veena Harvey 0427585070

Penguin Village Stitchers. Maree Ratcliff 0428602423

North

BEAT. Lynne Hargreaves 0403531115 bassexploringartnthreads@gmail.com

Bridport Textile Group. Margie Milne 0438561516

Dorset County Quilters. Lexie Knight 0429231721

In Stitches Quilting Group. Sue Hodgkinson 0438523825 (waiting list)

Launceston Patchworkers & Quilters. Fran Williams 0400562172

Lilydale Moderns. Chris on 0417130391 or Margaret on 0402440726

Barbara Mellor

Quilting from the Heart

Many of you may remem-

ber 'Mathinna – *between two worlds: aban-*

doned: broken.' This quilt was exhibited at the 2018 Island Quilts

Exhibition at the Goods Shed in Hobart. He had previously been a finalist in the Bay of Fires Art Prize that year. A quilt *first* in the Art Prize. I made this art quilt as I wanted to tell the tragic story of Mathinna who was adopted by the Governor and Lady Franklin in the early 1840's and later abandoned in an orphanage when they were recalled back to England. She never fitted in anywhere and eventually died on Hobart Docks aged 17. A tragic story. The quilt is based on a painting by Thomas Bock commissioned by the Franklins in 1942. (TMAG)

On Wednesday 11th August I formally handed over the quilt to the St Helens History Room. This event was held in the town of Mathinna and our new Governor, Her Excellency the

Honourable
Barbara
Baker AC
presided.



I have always felt really strongly about Mathinna's story and therefore would like there to be a permanent reminder of perhaps one of the first examples of the stolen generation.



Hey! I hope you haven't forgotten the VP's Challenge.....

STAYCATION

The Governor, stitch buddies and a lamb roast

Hi all great news! Her Excellency the Honourable Barbara Baker AC accompanied by Professor Chalmers has confirmed that she will attend the opening of our Island Quilts exhibition at 10am on Friday 5 November. I've briefed her office (thoroughly) on the history, scope and expertise of the Guild and the great value it brings to the community. She will be given a tour of the exhibition and I'd like her to meet some of the participating members.

Online entries

There are a few weeks left to submit your on-line entry into Island Quilts and I'm hoping that groups have offered help options to those members not able to directly access the online entry form. The lamb roast option? Let's face it anyone under 11 has all this stuff covered so why not invite the rellies around for a Sunday roast with their laptop and smart phones and co-opt them into loading up your entry. We don't want anyone to miss out so please let me know if you are struggling with finding a tech buddy.

Recruiting new members

A key goal for the 2021 exhibition is to inspire Tasmanians to make that first stitch in an adventure of creating with fabric. The displays will of course wow but by showing the stories and faces behind the quilts we hope to introducing audiences to the possibilities within that first step. This might be just social and to make friends or to learn a new skill or to create something unique. We have put a few things in place to help people take that first step.

- * The Fabric Fireworks +100 wall will be a talking point full of basic styles and ideas
- * Having contact information about affiliated groups offers connections
- * Membership sign-up packages give incentives
- * Photo Selfie frames make links to our social media channels
- * Public Tours will demystify, encourage and inspire

And of course, we would love you to volunteer to help us out in Hobart even if you haven't got a quilt in the exhibition. Check out the volunteering only form on the website

<https://tasquiltguild.com.au/island-quilts/island-quilts-2021/>



Lynne Hargreaves

Island Quilts Convenor

An offer from the Appraisal Team!

The 1st meeting for 2021 was 17th April.

The Committee of Management has agreed a suggestion from our meeting:

"that the appraisal committee offer by invitation and in rotation alphabetically to affiliated groups the opportunity to appraise 1-2 quilts from a member at no cost at our 2 meetings a year".

Barbara Mellor will contact groups. Hopefully this will encourage more members to have their quilts appraised.

We are an appraisal group and there aren't enough quilts being appraised.....why are we there? It costs the guild money to have these days so please help to keep us going.

Our next appraisal day is 16th October. All information is on the website <https://tasquiltguild.com.au/appraisals/> or contact either Sharon or myself.

Thank you.

Marlene Boatwright

63447467

mbw9@bigpond.net.au

Sharon Thomson

0437752194

shanni1@internode.on.net

What's been happening in the South...

Hello from the Southern end of our chilly but beautiful state.

First off, I need to apologise to Dallas Neumeyer whom I believed had gone to the Pearly Gates Quilters Group but after a wonderful phone call from Dallas I can definitely say she is indeed very healthy and very much a force still to be reckoned with. We had a lovely chat, with Dallas offering lots of information for My Island Home Quilt exhibition.

Talking about My Island Home, I had a lovely day with the Scattered Pieces ladies, what a treat it was. Sumptuous Morning tea, a fabulous show and tell and a great discussion on the My Island Home exhibition and blocks. The blocks have now been handed over to the lovely Lorraine Hyland to do her magic. To the right are some of the pictures from my day with the Scattered Pieces ladies. Thank you so much for having me.

Come Quilting had a very successful morning tea for Cancer, with a Trade table with over \$400 to be donated to Cancer Research.

Channel Quilters have also held a morning tea at the Woodbridge Cafe as well as putting together a pamper hamper to raise funds for the Great Cancer Morning Tea.

Many of our Southern ladies had a great time at the Poatina and Hapdy Valley retreats. I was a Hapdy Valley first timer, and it was so wonderful to hear lots of laughter and positive inclusiveness. With quilters from all over the state in attendance. Thread definitely binds us all together.

The Tasmanian Modern Quilt Guild recently held Quilt Jane workshops, the weekend was well attended by both Tas Guild and Modern Quilt members. The next workshop for the Tasmanian Modern Quilt Guild will be a Lorena Uriarte, September 11th and 12th. The workshops are available to guild members at a reduced rate. I would suggest that you book in early to avoid missing out.

A big call out must go to Care Quilts who I believe have donated nearly 1000 quilts to various organisations and families that needed some love and nurturing.



I'm sure there has been lots of other things happening within our groups. Please do not hesitate to drop me a line or give me a call to let me know what your group is up to.

Take care and be kind to each other, after all we are all still learning this wonderful craft of Quilting.

Cheers, Tina Thain, Southern Area Representative tmthain@netspace.net.au 0414586270



C'mon, join the fun! We have affiliated groups in the South and East Coast:

Aberdell Haven Quilters. Judi Spurr (03) 62481100

Beachside Quilters. Pam Watkins, (03) 62659159, pj2watkins@bigpond.com

Channel Quilters. Jan Moore 0428674265

Come Quilting Loose Threads. Jenny Croxton 0447921393

Kensington Quilters. Janice (03) 62729343

Quilt Inn. This a closed group with a waiting list.

Scattered Pieces. Suzanne Cowle 62444146

Stitching and Beyond. Faye Twining (03) 62720531

Tasmanian Modern Quilt Guild. tassiemqg@gmail.com

Break O'Day Stitchers. Christina Woods 0436120071

Notice of up-coming AGM

The Tasmanian Quilting Guild's Annual General Meeting
will be held on the 18th of September 2021 at the
Punchbowl Christian Centre, 100 Punchbowl Rd, Launceston
General Meeting: 10 for a 10:30 start
AGM to follow



----- Forms can be found online: <https://tasquiltguild.com.au> -----

----- Or Cut out or photocopy the form below -----



TASMANIAN QUILTING GUILD Inc

PO Box 181, North Hobart, Tas7002

www.tasquilting.org.au

NOMINATION FORM

For 2021 - 2022 TQG Committee of Management position

Name (BLOCK LETTERS).....

Position (BLOCK LETTERS).....

Proposer + signature.....

Seconder + signature.....

Nominee's signature.....

Please return by 30 August 2021

The Secretary
Tasmanian Quilting Guild Inc.

Hi everyone! This coming AGM will be an important one for the Tasmanian Quilting Guild as the Committee of Management will be almost stripped bare. The President's role is currently vacant; our Secretary has indicated that she will not be standing for re-election; and 3 members (Treasurer, Northern Rep and Southern Rep) have fulfilled their 3 year commitment and cannot be re-elected. This is on top of the North-west Area Rep role having been vacant for quite some-time. Do you have skills or experience that would ensure the longevity of the Tasmanian Quilting Guild? Would you be interested in volunteering on the Committee of Management? Everyone is valuable to our team and if you would like to know more, there is a summary of the roles below. Or if you have any questions contact one of our committee members for a chat. Please note that nominees must have paid their membership fee by election day.

Remember....no committee = no guild.

TQG Committee of Management - summary of roles

The President

- Preside at all Meetings of the Guild and Executive Committee.
- Present reports to AGM and General Meetings.
- Shall keep a record of all correspondence.

The Vice President

- Act on behalf of the President when required.
- Keep a record of all correspondence.
- Assist the Treasurer with Membership Duties

The Secretary

- Record the minutes of all proceedings of meetings and keep a register of those present at such meetings.
- Keep a record of all correspondence.
- Other Secretarial duties including keeping the President organised
- Perform duties connected with the office of Public Officer.

The Treasurer

- Use MYOB Accounting package.
- Collect and receive all monies payable to the Guild and issue receipts.
- Pay accounts authorised by the Committee or by the members at meetings.
- Attend to all banking.
- Prepare and submit a Statement of Receipts and Expenditure at each meeting.
- Present a report and audited financial Statement and Balance Sheet at the Annual General Meeting.
- Keep a record of all correspondence.
- Shall be a member of the Exhibition Committee and report on the Exhibition finances.

North-west and Southern Area Representatives

- Liaise with the quilting groups within their area.
- Have contact with new members.
- Report to the Executive meetings on any event or concerns for their area.
- Give a brief report to the General meetings on any events that will occur in their area and provide a report to the Newsletter of any events that have occurred or will occur in their area.
- Shall assist at General meetings and Friendship Day where required.
- Assist the Workshop Convenor where required.
- Assist the Exhibition Committee with the pick-up and delivery of quilts and where required.

Northern Area Representative

- Prepare Traders for meetings.
- Organise raffle prizes for meetings.
- Organise set up of urn, purchase of milk and food for meetings.
- Hang and pack Guild signage for meetings.

Newsletter Editor

- Use MS Publisher (or other suitable program) to compile and circulate a quarterly newsletter relating to patchwork and Guild activities.
- Oversee printing and distribution of Newsletter.
- Keep an archive of newsletters.

For those of you missed the wonderful demonstration of how to sew Celtic Knot designs given by Pip Scholten at our last General Meeting, read on...

Celtic Knots


by Pip Scholten

Marking pattern onto fabric:

- * On a **light background** you can use a lightbox or window to transfer the pattern. Tape the paper pattern to the window or top of lightbox, centre your fabric over the pattern and tape. Trace pattern using a pencil making sure to mark your "overs" and "unders" clearly.
- * On a **dark background** you can use a tracing/chalk sheet to transfer the pattern. Tape your fabric to a flat surface, lay the tracing sheet on top and then place your pattern on top of that. Use a pencil or pen to firmly trace the pattern.



Made by Pip Scholten



Made by Pip Scholten

Transfer the pattern. Tape your fabric to a flat surface, lay the tracing sheet on top and then place your pattern on top of that. Use a pencil or pen to firmly trace the pattern.

Bias tape:

- Cut strips of fabric on the bias approximately three times the finished width you require.
- Fold up one third and down one third.
- Tack along the length of your bias strip (pin beginning of strip to your trousers so that you can stretch the strip a little as you tack).

Celtic knot:

- * Begin stitching the bias onto your pattern at an "under" so that all joins are covered.
- * Remember to measure roughly how much bias tape you will need to get to the next "under" – there is nothing more frustrating than getting half way to the next "under" and realising the piece of bias tape will not stretch that far!
- * Stitch all the way round on the inside of the curve first, then repeat on the outside edge before removing your tacking.



Made by Chris O'Brien

- * When joining one strip to the next, just butt the straight ends up against each other and do a couple of stitches to keep them in place – they will be under an "over" so that the join cannot be seen!



Made by Pip Scholten

Useful books:

Celtic Quilt Designs. Philomena Wiechec, Celtic Design Co., 1980.

Sew Easy Celtic: Designing simplified, appliqué perfected. Angela Madden, MCQ Publications, 1993.

Celtic Quilts: A New Look for Ancient Designs. Beth Ann Williams, Martingale & Co, 2000.

Celtic Quilting. Gail Lawther, David & Charles, 1998.

Website news

In the past few weeks, our website has been moved to a new hosting company - VCSWEB - and it has made a world of difference! Our new host is very proactive in ensuring all the geeky things in the background are running smoothly so that I can get on with working on the content of the website. FINALLY!! So you can now expect the content on the website to be more up-to-date as well as more frequent news articles appearing.

A major new initiative of the guild this year also relies on the website: online entries for Island Quilts! There are three forms, one for entering a quilt into the main exhibition, one for entering quilts into the Fabric Fireworks Challenge, and one for advising your volunteering availability. These are already up on the website at <https://tasquiltguild.com.au/island-quilts/island-quilts-2021/>. We had already received positive feedback regarding them, so I hope this transition goes well. The benefits for the Island Quilts Committee are HUGE! For example, we don't have to re-type everything from paper forms, there's less chance of us making spelling errors, and we can see the applications as soon as they come in all across the state.

The new web hosting company, VCSWEB, is Australian owned. The owner, Gaelyne, lives in Adelaide. I thought I'd introduce her as although she's much geekier than probably all of us (and proud of it), she would nonetheless fit right in at a guild meeting. She's at the 'more experienced' part of her life and loves a good natter. She's originally from the US, so it's good that technology helps keep her connected to her children and grandchildren. She has been very supportive to work with so far; things that had been baffling me were an 'interesting challenge' to Gaelyne - and it didn't take her long to give me solutions!!!!

Now that hosting is solved and our Island Quilts forms are in use, I'm going back and updating other pages. If you find something that needs correcting, please let me know and I'll actually be able to fix it! HOO- RAY!

Cheers for now,
Disa
Website Manager



STITCHING & BEYOND'S BIENNIAL EXHIBITION

Long Gallery & Side Space Gallery
Salamanca Arts Centre, 77 Salamanca Place Hobart TAS

STITCHINGANDBEYOND.COM

stitching and beyond
exploring textile boundaries

What's on...



'An Owl and Two Mice'

(finished size - 46 cms / 18" W X 61 cms / 24" H)

Space will be limited due to Covid19 restrictions.

Lesley R Lyons, Workshop Convenor
03 64283198/0417 871 478

Workshop with Barbara Mellor

Date: 29 & 30 September 2021
Perth Community Centre, 17 Fairtlough Street, Perth

McKenna Ryan Background Panel is available in various colours from Annies Cottage Craft, St Helens. Mobile 0428 882 563.
info@anniescottagecraft.com.au

COST: \$80 and includes use of paints and brushes. A \$25 deposit is required to secure your place. Payment to be paid into TQG account.

Requirement details will be sent on deposit into Guild account and booking details sent to lesleylyons1@hotmail.com

DIRECT DEPOSIT
TAS QUILTING GUILD INC.
BSB 067 600
A/c# 107 339 63.
Quote Workshop,
Your Surname and Membership No.

Sew much fun!

Poatina Retreat 2021

After having the Covid year off we were able to have the retreat this year. A group of 18 women arrived over the first 2

days. Some were billeted in the hostel while

others were accommodated in the motel either shared or single rooms. The big community hall was set up and the electrical cords arrived and then the frenzy of sewing commenced. More sewing on Friday, then on Saturday afternoon a big show-and-tell with lots of villagers in attendance to see what had been brought and what had been finished. It's amazing how the village whispers get out to the people.

Several people went to visit the resident glass blower at his studio. They found it very interesting. He does a lot of classes with students from the school as well. Several purchases were made at the local charity shop, gift shop and general store. There is also a coffee lounge and an art gallery.

The weather was good to us after the first day. It was cold but the sun shone through the big glass windows creating heat waves or hot flashes for a period of time. Snow was forecast

for the village but it did not arrive. Sunday afternoon loomed far too quickly and we were all packed and left by 2.30pm, although most of us could have stayed longer as we all had extra projects.

It was a great retreat and there were several quilters who had not been before. Here's hoping they come again next year!

Dates for next year are 11 – 15th May 2022. Booking form will be on the website and your place can be secured with a \$30 deposit, payable by 10th January 2022.

Lorraine Hyland

More images can be found on <https://www.facebook.com/groups/tasquilting> dated 15 May.



General Notices

Membership fees reminder: Membership subscriptions were due on the 30th of June 2021. Members have until the day before the AGM (17th of September 2021) to remain current.

Please note as per the constitution on our website:

- Only financial members can nominate for Guild positions or vote at the AGM on the 18th of Sep 2021.
- Any member who has failed to pay the annual subscription before the date of the Annual General Meeting shall be deemed to be unfinancial.
- An unfinancial member is no longer a member after twenty-eight (28) days from the Annual General meeting.

To renew:

- Deposit \$40 into the Guild bank account (CBA, BSB: 067600 Acct: 1073 3963, Account name: Tas Quilting Guild, Reference: {Last name} + Mbrship #
- Or send a cheque to TQG, PO BOX 181, North Hobart TAS 7002

Insurance: Again this year we are offering our affiliated groups the opportunity to partake in our insurance cover. The Tasmanian Quilting Guild has both volunteer insurance and general/public liability insurance.

Volunteer insurance: covers all the people who volunteer at Guild events, and events of our associated groups. For example, if you are volunteering at your local friendship day, at a guild meeting, or at Island Quilts.

Public liability covers the guild and affiliated groups when they hold events, eg, local quilt displays, Island Quilts, friendship days.

Insurance costs the Guild a bit over \$2000 each financial year, so by offering it to the affiliated groups it makes insurance cover for groups more affordable, and it helps offset the cost to the Guild. A Certificate of Currency is provided to us each year, and can be forwarded to your group upon request.

- Cost: \$2.00 per group member.
- Deposit into the Guild bank account (CBA, BSB: 067600 Acct: 1073 3963, Account name: Tas Quilting Guild, Reference: {Group name} + ins
- For people joining a group part way through the year: an additional amount is to be deposited.
- A list of names of each member of the group is required so that we know which members are covered.

Groups: Updating the information we hold about our affiliate groups:

- We now require two contacts for each group...a main contact and a back-up.
- For non-insured groups: we also now require a list of names of each member so that we know which member/s belong to which group/s.

Committee of Management

President	Position vacant		
Vice President/ Membership Sec	Leesa Greenacre	threadsbythesea@gmail.com	0428661612
Secretary	Gaye Marshall	gayetqg@gmail.com	0499088850
Treasurer	Danelle Griffin	danelle_griffin@hotmail.com	0409977247
Newsletter Editor	Michelle Murden	michelle.tqgeditor@gmail.com	
Exhibition Convenor	Lynne Hargreaves	hargreaves.lynne@gmail.com	040531115
Northern Rep	Karyn Leary	Karynleary@live.com.au	0417309358
Southern Rep	Tina Thain	tmthain@netspace.net.au	0414586270
North West Rep	Position vacant		
Website Manager	Disa Cragg-Ohlsson	snuva.tas.au@gmail.com	0409642825
Appointed Roles:			
Workshops	Lesley Lyons	lesleylyons1@hotmail.com	64283198
Appraisal Convenor	Marlene Boatwright	mbw9@bigpond.net.au	63447467
Appraisal Admin	Sharon Thomson	shanni1@internode.on.net	0437752194
Auditor	Lynne Makepeace		
Public Officer	Gaye Marshall	gayetqg@gmail.com	64243686
Retreats	Lorraine Hyland	lorraine.hyland@bigpond.com	0428422305
Historian	Helen Ducker	helenducker@gmail.com	

Calendar of Events

Date	Event	Location
August		
7	TQG Friendship Day on the Beach	St Helens
30	Island Quilts entries close	online
September		
18	AGM and General Meeting	Punchbowl Christian Centre, Launceston
October		
16	COM meeting	Via Zoom
16	Appraisal Day	Punchbowl Christian Centre, Launceston
November		
4	Island Quilts - Evening with the Judges	New Town Bay Rowing Centre
5-7	Island Quilts - Craft Alive Show	Goods Shed, Hobart
10-12	Island Quilts - collection of Quilts	from Depots
27	Newsletter submission deadline	Submissions to michelle.tqgeditor@mail.com
December		
4	Christmas General Meeting	Punchbowl Christian Centre, Launceston

TASSIE TRADERS

NORTH			
Esme's Patchwork		lil.a@bigpond.net.au	www.esmes.com.au
Patchworks Plus	03 63823999	info@patchworkplus.com.au	https://patchworkplus.com.au
Threads by the Sea	0428 661612		https://www.facebook.com/Threadsbythesea
NORTH WEST			
Stewarts Sewing Machine Centre	03 64245440	r.stewart2@bigpond.com	
Wells Clothing and Craft	03 6426 5000		
Quilt Top Quilting (Pam Jarman)	(03) 6431 3650		
Cranberry Crafts	(03) 6425 1077	info@cranberrycrafts.com.au	www.cranberrycrafts.com.au
Create and more	0427871139	michelle.createandmore@gmail.com	https://www.facebook.com/createandmore
Apple Patch Quilting & Craft	(03) 6431 2854		www.applepatch.com.au
Light NC Fabric & Party	0419510411	svetla@lightnc.net	www.lightnc.net
SOUTH			
Frangipani Fabrics	(03) 6224 0244	sales@franfab.com.au	www.franfab.com.au
Easy Sew and Possum Patch	(03) 6234 5616	mail@easysew.com.au	www.easysew.com.au https://www.facebook.com/Easysew
Quarter Inch	(03) 62001304	helen@quarterinch.com.au	http://quarterinch.com.au https://www.facebook.com/quarterinch
The Patch Works	(03) 6234 227	enquiry@thepatchworks.com.au	www.thepatchworks.com.au
Wafu Works	(03) 6229 1420	jan@wafuworks.com.au	www.wafuworks.com.au
Tas Cottage Industries	0408356192	deb@tascottageindustries.com.au	https://www.tascottageindustries.com.au/
The Quilted Teapot	0415 119 322		www.thequiltedteapot.com
Quilt a Kit	0417 469 644	info@quiltakit.com.au	www.quiltakit.com.au

SUBMISSION TO THE NEWSLETTER

- All contributions and letters will be considered for publication. The editor's decision to shorten or otherwise edit copy is final.
- Anyone wishing to retain copyright of material should add their full name and the year to the end of their article.
- Written contributions or printed photographs will only be returned if accompanied by a stamped, self-addressed envelope.
- Do not send files in PDF format as files saved this way will not be used.
- Digital images for publication must be of high quality - at least 150dpi.
- If photographs are taken at exhibitions, that are to be used for submission, they MUST include the author (eg, who made the quilt), the designer (who made the pattern), any other person involved (the quilter), the photographer and the date of the photo.
- Written articles for submission must include the authors name and image credits.
- Articles must be spell-checked before submission.
- Check that any web links actually work.

Reproduction in whole or part of material, including illustrations, in *Island Threads* is strictly prohibited without permission from the Editor. The Guild is not responsible for the content of advertisements or the products offered by advertisers, and these products or services are not endorsed by the Guild.

NEW BERNINA L 850 & L 890

SWISS
DESIGNED &
ENGINEERED





The Ultimate Overlockers

Our Swiss engineers have created a masterpiece, which allows you to thread the machine even faster and more conveniently. Simply press the foot control and you're off!

- One-step BERNINA Air Threader
- Convenient free-arm for sewing closed items
- Total Stitch Control for perfect seams
- Extremely precise, fast and quiet
- Huge sewing space

Toll Free 1800 237 646 • bernina@bernina.com.au
bernina.com.au • shop.bernina.com.au

Threading Made Easy By BERNINA



made to create **BERNINA**