

Newsletter of the Tasmanian Quilting Guild Inc.

PO Box 181, North Hobart,

Tasmania 7002



Volume 38, Issue 2

May 2021

ISLAND THREADS



*Quilt fabric in lovely chocolatey
colours...just the thing for winter!*

In this issue...

President's Report	p 3
Aims of the Tasmanian Quilting Guild.....	p 3
News from Around the State.....	p 4-5
Vice President's Message.....	p 6
Various events.....	p 7
Traditional, Modern, Art Quilt	p 8-9
Traditional Hand Quilting Patterns	p 10
Island Quilts announcement.....	p 11
Vice President's Christmas Challenge.....	p 11
Affiliated Groups list.....	p 12
Appraisal Report.....	p 13
Shop & Business Listing	p 13
Committee Of Management.....	p 14
Newsletter Submission Guidelines.....	p 14
Calendar of Events.....	p 15
Bernina.....	p 16

Acknowledgements:

Thanks to Gaye Marshall for letting us use an image of her beautiful quilt "Trees" on the front cover. Images in group news, supplied by area reps. Various clipart by Pixabay. Images for various articles supplied by authors. Image for VP Challenge supplied by Michelle Murden. Image for Affiliated Groups page supplied by Michelle Murden.

President's report

Welcome to the May 2021 Island Threads Newsletter. I hope everyone has enjoyed a good Easter break and chocolate consumption did not outweigh quilting time (or bush-walking or gardening).

In distinct contrast to this time last year there seems to be plenty happening with in the TQG. Thanks to the brain storming at last meeting, there are a few new ideas in the pipeline for some up-coming events. We are finalising details for our Friendship day by the Beach in August. Watch out St Helens, here we come.

The changes we've made to the format of our General meeting seems to be working well. By having our show and tell before the official bit, and then displaying the quilts, we are seeing people up and talking about our show and tell quilts, very inspiring. Last meeting finished a touch early so we have some extra entertainment for our June meeting.

Planning is well underway for Island Quilts 2021. At the Goods Shed in Hobart this year, on the 5th, 6th and 7th of November. There will be information for you as it comes to hand.

Some news on our Executive Committee. In September at our AGM both Danelle, our Treasurer, and myself will be stepping down from our positions and are not considering nominating for other positions. If you have skills that would allow you to take on roles on the executive, book keeping or accounting in particular, we would love to hear from you. (Dobbing in a friend is also ok)

And a quick reminder that our \$40 membership fees are due by the end of June/start of July. Deposit into TQG bank account BSB 067600 Account 10733963. Please use your member number/name as reference.

Happy Quilting

Yvette Gilligan

Aims of the Tasmanian Quilting Guild Inc.

- To promote the art and craft of Patchwork and Quilting
- To bring quilters together from all parts of the state
- To encourage the establishment of affiliated groups
- To encourage and maintain high standards of workmanship and design in both traditional and contemporary quilting
- To foster interest in the history of patchwork and quilting
- To organise exhibitions
- To publish a newsletter
- To arrange for the giving of lectures to members of the Guild on subjects of concern or interest to them

News from around the state

In the north....

Launceston Patchwork & Quilters.

February this year Ellen McGregor, one of our members, kindly designed a Mystery Quilt. Thankyou Ellen for all the time you have put in, getting this together. At last count that I know of, we have 63 onboard. There's only a few that are not members of L.P.Q. but that could change. Bring on next block on the 6th of May!

Here's a few photos of some blocks so far, what an assortment we are seeing.



Also on show were these two quilts that were made last year. The blocks were made by fellow members, for two of our L.P.Q. members, Robyn & Thora, to bring some comfort while they travel their Cancer Journey.



Time has come to set off again, Mamma Bears Retreat. This year we are heading to St Helens. As last year was "the year that wasn't" it makes it all the more special. This retreat is the sixth year this has been going, and is open to anyone, from any group or other. You just need to register your name and email to 0427951498 to Rach (Text only). Next year it will be held at the end of April 28th (Thurs - Sun) 2022. Yet to be confirmed.

Cheers,
Karyn
Northern Rep.

From down south...

Hello from the Southern end of our magnificent island.

Lots of little things happening within the Southern Groups.

Care Quilts are beavering along. I am amazed how many small groups contribute to Care Quilts. It is such a wonderful group of ladies (not sure if there are any gentlemen involved) who all have the same ethos, in that they want to make a positive contribution to anyone who is struggling.

A small group of southern Girls travelled to the Devon Patchwork and Quilters Friendship Day. A great day was had by all and the girls all commented on the wonderful greetings we received from other attendees when we arrived. Thank you to the Committee. It was a great day.

Tasmania Modern Quilt Guild have advised that they still have places available for The Quilt Jane Workshops. 5th June - Blooming Dresden and 6th June - Grey Matters. Bookings are now open to the public. If you would like some more information, please head to the TMQG Facebook Site.

I have been contacted by Scattered Pieces to see if the Guild would like some challenge blocks returned to us from one of their recently passed member Coral Tabart. The blocks were from a TQG group challenge that was called My Island Home. Each participant handed in a completed block based on their interpretation of their Island Home. Multiple draws were then held, with each winner being given 9 of the blocks to make a quilt. The finished quilts were then given the honour to be included in Collegiate's School first exhibition held in the new school hall. I believe this may have been in the early nineties. Some of the blocks that will be handed to us were completed by Sue Domeny, Tiny Kennedy, Jean Ketchell, S D Whitehouse, Lorraine Hyland and Dallas Niemeyer. Unfortunately, out of all of the participants above only one person is still with us. The others have gone to the Pearly Gates Quilt Guild where your bobbin never runs out and your stash is infinite.

Lorraine Hyland has kindly offered to co-ordinate the making of a memory quilt using the Carol blocks. This will then be exhibited at Island Quilts along with some historical information on early guild activities and challenges.

I'm sure there would be some members who may remember this and other challenges that the Guild held in the early days. I'm eager to hear all about these so please feel free to contact me on either my email – tmthain@netspace.net.au or on my mobile 0414586270

Many thanks to Corals family and Scattered Pieces for their kind donation back to the guild.

Cheers

Tina
Southern Rep



Vice Presidents Message

"The thread that binds us coast-to-coast"

A warm welcome to our newest members Julie Whitehouse, Terese Ryan, and Robin Clark.

As an active Guild, we are constantly reviewing our membership and the benefits we offer. I thought I'd start by asking myself, "What would I like from our Guild?" Hmm...

I came up with connection, opportunities, access, skill development

Did my membership meet any of these criteria, let's break it down further

Connection?

YES! I have met and made friends with people from all corners of Tasmania that I would not have met otherwise. Even better, they're on my wavelength and we have animated and intelligent conversations about our shared passion, sewing and quilting.

Our newsletter connects me to groups I can visit or join, shops where I can find that special piece of fabric, or a long arm quilter to help me finish my quilts if needed, and lists a wide variety of events going on around our island state.

Opportunities?

YES! I have opportunities to attend Friendship days, and meetings with like-minded people where I can socialise; maybe serve in a voluntary capacity and help out; join the committee; perhaps teaching a technique to others. I can share my work and admire other people's work, fabulous! I have the opportunity to contribute my ideas and voice to improving and growing our Guild (we all do!!)

Access?

YES! I have access to, meetings, (I loved our Christmas celebration), quilting retreats, professional appraisal days; Island Quilts Exhibition - where individuals and groups can proudly share their creative work with the rest of the state. The Exhibition allows me to see a wide variety of styles, techniques, colours and interpretation of quilts up close and personal. The TQG Newsletter which tells me when these things are happening!!

Skill Development?

YES! I always see fellow members willingly sharing their knowledge with each other, I have attended workshops and classes put on by shops and groups all around the state. Some offerings I have had priority access to as a guild member.

I am rapt to say I had no problems quickly listing a few things.

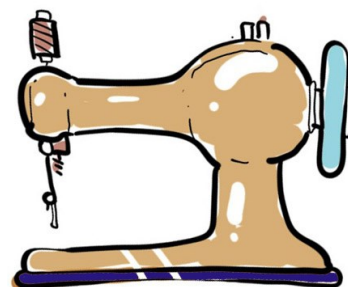
What does your list of things you would like from the Guild look like? Are there things you feel could be added to enhance our current offerings? If you have new ideas that you would like to share, come on board and let's have a go.

The Guild has set new targets for our membership drive this year. New members help organisations to stay strong and vibrant.

We're asking you to help us grow our membership base. For each and everyone of us plays a valuable role in nurturing our vibrant, creative Guild. We are frontline ambassadors within our community. Current members can encourage new members by sharing their own positive experiences, and the great Connections, Opportunities, Access and Skill development that is available to all financial members.

Happy creating and stay safe, until we meet next time,

Warm regards
Leesa Greenacre



Sew many events, sew little time...

Platypus Patchers Friendship Day



Saturday 29th May from 10am - 3pm
at the Latrobe Bowls Club.



As numbers are still being limited at the venue
we require attendees to book by contacting us -
Veena 0427585070, Margo 0428961156, Fran 0459261127
Cost is \$10 with morning & afternoon tea provided.
BYO lunch & mug.

Onsite traders: Wells Craft, Sew n' Sew and Patchwork Plus



Tamar Sew-Ciety

Hosts a

High Tea Fundraiser

\$25 pp

Sunday 20th June

11.30am - 3.30pm - Doors open at 11am.

George Town Golf Club, East Tamar Highway

Proceeds for

Port Dalrymple Sports Uniforms



Come for an afternoon of fun and food!
Lucky door prize, Pick-a-prize, Games, Raffles and more.

Best hat/fascinators competition - so get creative.
Gold coin fine applied for not wearing a hat.
Bookings essential - Strictly no door sales.
Alcohol available at bar prices.

Bookings secured with payment (sorry no eftpos).
Please contact Sarah @ Patchworks Plus, 14 Anne Street, George Town.

TQG Friendship Day by the BEACH

*Come and join us for a fun day of
Sewing, Prizes, Traders, Friendship*

Venue: Portland Memorial Hall,
39 Cecilia Street, St Helens
(Parking behind)

Saturday, 7th August, 2021

Time: 10am - 3pm

Cost: \$10
(pre paid to TQG Account)

BYO lunch & plate of morning tea to share.
Tea & coffee provided

****Details of block swap to be announced****

Bookings and enquiries: danelle_griffin@hotmail.com

Penguin Village Quilters and Stitchers Friendship Day

31st July 2021, 10am-3pm

Penguin Primary School, Ironcliffe Rd, Penguin

BYO lunch and mug
light morning and afternoon tea provided,
people with food allergies please provide own.

RSVP 13th July
Angela 0428602423 Hilary 0428519571

Bookings essential - Covid requirement

Chosen local charity supported: Women in Crisis

Craft and Quilt Fair - June 30-July 4, 2021 - Sydney
<https://www.craftfair.com.au/wp/Sydney/>
Australasian Quilt Convention - August 19 to 22, 2021 - Melbourne.
<https://aac.com.au/>
Crafter's Fair - September 16 - 19, 2021 - Newcastle
<https://www.craftersfair.com.au/newcastle/>

Queensland Quilters quilt show - October 13-17, 2021
<https://www.qldquilters.com/events-activities/quilt-show/>
Crafter's Fair - October 22 - 24, 2021 - Coffs Harbour
<https://www.craftersfair.com.au/coffs-harbour/>
and for even more events, go to...
<https://craftevents.com.au/>

Traditional, Modern, Art Quilt – Noun /verb/adjective

By Lynne Hargreaves

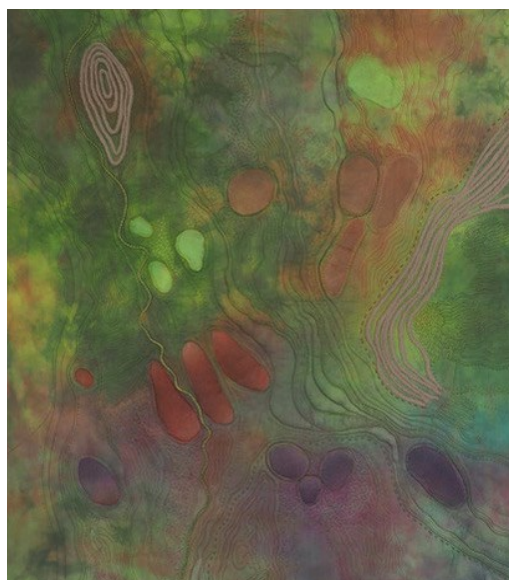
Take a look in my freezer and you will see that I don't hold great stock with labelling and whilst I appreciate that sweet and sour sauce can easily be mistaken for minestrone soup - yes, I took that to work for lunch once – having a common phrase that describes or names something obviously has its advantages. Take the word quilt. To the general public bed linen would be top of mind, talk *quilt*ing and it's the patchwork top, *art* quilting and you get asked what's it's for? (no bed) *modern* is that just well modern? I had this conversation recently within the guild which was actually the motivator for this piece. So why is it important to have this discussion? Well, it might make selecting a category for your Island Quilt entry a bit easier (hint) but really, I think it's about celebrating and encouraging the variety within the quilt making practice – and knowing your tribe. I'm referencing here an idea raised in an interview with Utah artist Margaret Abramse who had '*always been an artist, but it wasn't until I found art quilting that I really found my place in the world*' joining SAQA she *found her tribe*.

I like to note at this point that I do know that quilting is technically the activity of joining the layers but for the purpose of this discussion I'm going with quilt (noun) the thing. So, understanding that this is a very big generalisation I'm suggesting that there are three broad genres (tribes) of quilting practice which I'm labelling as Traditional, Modern and the Art Quilt.

Traditional Quilt (see why I hate labels) – in my mind they are the quilting tradition. The oldest patchwork coverlet in existence was apparently made in 1718 and resides at the American Museum in the UK - go figure that. These are the large beauties at the core of an established quilt practice with firm origins in the domestic sphere. Designed as bed covers their form and size reflects their usage. Their technology (which I believe underpins much of the established practice of today) such as the need for washability and durability evolved from times when things lasted, were hand-made, where bindings would be replaceable etc. I'm also talking patchwork and piecing here, the block, those complicated configurations of geometric shapes log cabins, lone stars, flying geese, double wedding rings, drunkard's path, grandmother's garden and two chooks on the fence (Ok I made that one up). Patterns which perhaps originated in place and lifestyle and with quilts been gifted, marking significant occasions such as weddings. And let's not forget the whole applique sub-tribe.



The George 2019 Helen



Topography#3 Sunrise 2020 Lynne Har-

Art Quilt – Lets swing across to this oxymoron - no bed! The term art quilt apparently didn't appear until 1986 in relation to a US exhibition *The Art Quilt Exhibition* where quilts were intended to be seen as works of visual art distinct from traditional bed quilts. And that's their purpose. They are made to be viewed, their home is in exhibitions, in galleries on walls and as commissions. As art they are assessed against their ability to impact intellectually and/or emotionally with the viewer and they need creativity to produce them. Not dictated by bed size they tend to be smaller in format but no always and facings are replacing bindings although the rectangular picture format still lingers. Never likely to hit the washer surfaces are painted, printed, constructed and stitched for the effect not functionality. The practice is about originality and creating your personal 'voice'.

Continues on next page...

Modern Quilt – the little piggy in the middle. A shift towards quality design, digital cameras and the changing fabric industry according to MQG are influencing factors leading to the modern quilt movement which surfaced in 1998 influenced in turn by the work of Denyse Schmidt and later in 2002 by Yoshiko Jinzenji. Modern quilts follow the tradition of function - they are made to be used they are domestic pieces, throws and quilts so all the sizing, durability washability factors still hold true. We also have the domestic sewing machine and growing accessibility to the longarm quilting machine thrown into the mix but the key difference is the emphasis on simple bold, abstract design using bright and graphic colour palettes. Asymmetry, use of negative space, improvisational piecing, pixelization, exaggerated scale and the inclusion of large fields of unpieced fabric worked with quilting are all present in the modern quilt. Contemporary fabrics are myriad but MQG points out that *'making a quilt in modern fabrics does not make it modern'*



Modern Tumbling Blocks 2019 Disa Craig-Ohlsson

So, three tribes and lots of subtribes. Taking Frankie's (Goes to Hollywood) lead let's not go to war but support each other? An item in an OZQN article by artist Judy Kirpich - Great construction matters - is a great pointer. She suggested artists *'look to our traditional quilting sisters and brothers. You can learn a ton of information by researching how to finish a piece by looking at quilters that revel in excellent detailing.'*

I'm an Art Quilter which tends to be a solitary practice you're making it up as you go along, but still a welcome cuckoo in the nest of the Tatana quilting ladies in Exeter. The OZQN is probably more my tribe, albeit online, but it's good to meet up and mix with other needle pushers in person to exchange ideas, to learn, get feedback and even the odd bit of encouragement now and then. And, whatever your tribe is now or maybe in the future as quilters we know two universal truths - a quilt is three layers (Island Quilts handbook) and that when two pieces of fabric join together magic happens.

And - as an after-thought – a bedroom might only have the one bed to cover but it has four walls ... and a ceiling ... now that's an idea.

References:

Making of the Australian Quilt
<https://www.ngv.vic.gov.au/exhibition/making-the-australian-quilt-1800-1950/>
American Museum
<https://americanmuseum.org/2018/04/museum-displays-oldest-known-patchwork-coverlet-in-britain/>
Margaret Abramse <https://metaphysicalquilter.com/>
Denyse Schmid www.dsquilts.com/about.asp
Yoshiko Jinzenji. <https://okanarts.com/blogs/blog/yoshiko-jinzenji>
OZQN www.ozquiltnetwork.org.au
SAQA Studio Art Quilt Association www.saga.com
MQG Modern Quilt Guild - <https://www.themodernquiltguild.com/>
Making of the Australian Quilt
<https://www.ngv.vic.gov.au/exhibition/making-the-australian-quilt-1800-1950/>
American Museum
<https://americanmuseum.org/2018/04/museum-displays-oldest-known-patchwork-coverlet-in-britain/>
Margaret Abramse <https://metaphysicalquilter.com/>
Denyse Schmid www.dsquilts.com/about.asp
Yoshiko Jinzenji. <https://okanarts.com/blogs/blog/yoshiko-jinzenji>
OZQN www.ozquiltnetwork.org.au
SAQA Studio Art Quilt Association www.saga.com
MQG Modern Quilt Guild - <https://www.themodernquiltguild.com/>

Traditional Hand Quilting Patterns used in England

By Helen Ducker

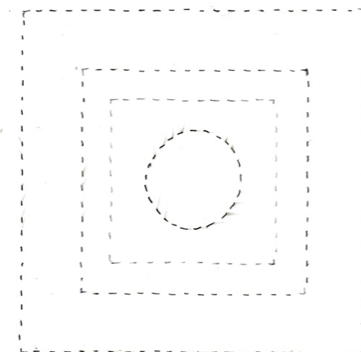
TQG Historian

Quilting was not an optional activity in the 18th and 19th centuries. Quilts were bedding for rich and poor, and quilting was the method of holding the filling in place.

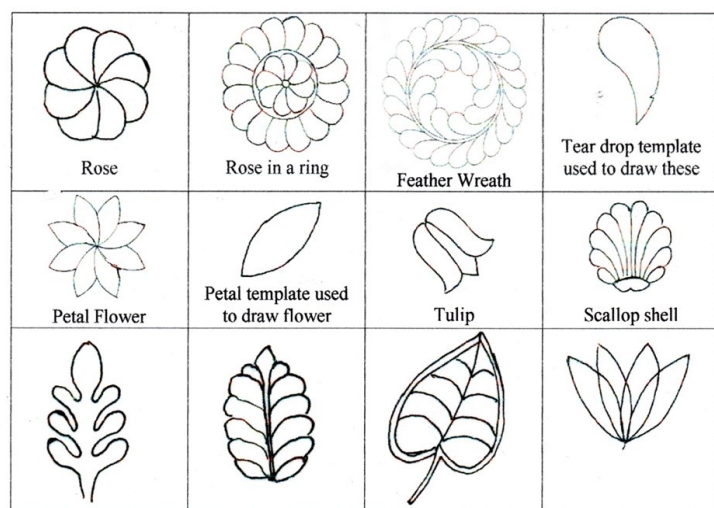
There were three types of quilts : pieced, wholecloth and strippy quilts. An overall quilting pattern was sometimes used for bed quilts, and usually strippy quilts had long strips of quilting.

The quilting for many wholecloth and pieced quilts were planned with frames, as in the diagram to the right.


A central medallion was set in a square, with borders around. The centre pattern might be a flower, contained in a circle, or spreading out with corner decorations. Spaces between the patterns were often filled with hanging squares: diagonal lines from left and right that join to make squares.



Quilting plan



Flowers, Feathers and Leaves



Border Patterns

The finishing touch – the edge of the quilt. Traditionally in Britain this was a butted edge, where fabric on one edge was turned over the wadding, with the other side turned to meet it. These edges were then stitched together, often with a parallel line of stitching.

For references contact HelenDucker@gmail.com

Remember, remember

Island Quilts is on in November



We are planning for an explosion of colour with lots of fizz, sparkle and pop. The team is rocketing away to make this a great weekend event with new public program for visitors, an entry display member challenge and a recruitment drive to sign up new members. So, get your quilting wizz-bang on and start planning how you will enjoy our quilting extravaganza in Hobart – you can take a role in its preparation, sell raffle tickets, make a date to visit the show with friends and shop the weekend and of course make ... make ...make those wonderful quilts.

Diary dates

June 19 Raffle tickets on sale

July 17 Online Entries Open

Aug 30 Online Entries Close

Oct 20-22 Delivery of Quilts to Depots

Nov 4 Evening with the Judges New Town Bay Rowing Centre, Hobart

Nov 5-7 Island Quilts, Craft Alive Show Goods Shed, Hobart

Nov 10-12 Collection of Quilts from Depots

Vice President's Christmas Challenge

2021

'Staycation'

Reflecting on the impact of the Covid virus, a lot of people decided to look on the bright side and swapped the idea of 'isolation' for 'staycation'. What is that exactly? Well, basically it's about being on holiday in your home...and doing all the things that make a holiday fun or relaxing. Like camping out in the backyard; taking up a DIY project; having a movie or game night; taking a nap; having a spa day; or...quilting!

What did you do? Show us in a 12" x 12" quilt.

Join in, have fun, create and sew.

I hope you enjoy this challenge and look forward to seeing lots of entries showcasing quilted memories of these unusual times!

Warm regards
Leesa Greenacre VP

Affiliated Groups

South

Aberdell Haven Quilters. Judi Spurr (03) 6248 1100

Beachside Quilters. Pam Watkins, (03) 6265 9159, pj2watkins@bigpond.com

Channel Quilters. Jan Moore 0428 674 265

Come Quilting Loose Threads. Shirley Gillam (03) 6223 4835

Kensington Quilters. Janice (03) 6272 9343

Quilt Inn. This a closed group with a waiting list.

Scattered Pieces. Lisa Rose (03) 6273 9933

Sommers Bay Quilters. Margaret Pendlebury (03) 6253 5609

Stitching and Beyond. Faye Twining (03) 6272 0531

Tasmanian Modern Quilt Guild. tassiemqg@gmail.com

East Coast

Break O'Day Stitchers. Christina Woods 0436 120071

North-West

Burnie Piecemakers. Lynn Hoodless (03) 6431 7596

Town & Country Patchworkers & Quilters

Smithton. Lynne Gourley 0476 520 725

The Sewing Sisters. Karen Parnell 0429 447 357

Wynyard Cottage Patchworker & Quilting Group. Helen Dixon (03) 6442 3181 or Lorraine Hyland 0428 422 305


Devon Patchworkers & Quilters. Alana Bessell 0405 318 904 or Lesley Lyons 0417 871 478

Leven Quilters. Janine Richardson, (03) 6431 6299.

Queenstown Quilting and Craft. Iris Beams (03) 6471 2043

Platypus Patchers. Margo Barber (03) 6496 1156

Penguin Village Stitchers. Angela Rogers 0428602423 or angelucyrogers@gmail.com



North

BEAT. Lynne Hargreaves 0403531115 bassexploringartnthreads@gmail.com

Bridport Textile Group. Margie Milne 0438 561 516

Dorset County Quilters. Jenny Millwood 0439 258266

In Stitches Quilting Group. Sue Hodgkinson 0438523825 (waiting list)

Launceston Patchworkers & Quilters. Fran Williams (03) 6331 9498.

Lilydale Moderns. Chris on 0417 130391 or Margaret on 0402 440726

Tamar Sew-City. Sarah Fraser 0429 333 374 info@patchworksplus.com.au

Appraisal Report

The Appraisal Committee met 17th April and we welcomed our newest trainee Pip Scholten to the group.

Three quilts were appraised. If you would like to have your quilts appraised, you can contact either Sharon or myself for forms. Sharon on 0437752194 or myself on 63447467. Next appraisal day is 16th October. More information is available from our website: <https://tasquiltguild.com.au/appraisals/>

Marlene Boatwright. Appraisal Convenor.

TASSIE SHOPS & BUSINESSES

NORTH			
Esme's Patchwork		lil.a@bigpond.net.au	www.esmes.com.au
Patchworks Plus	03 63823999	info@patchworkplus.com.au	https://patchworkplus.com.au
Threads by the Sea	0428 661612		https://www.facebook.com/Threadsbythesea
NORTH WEST			
Stewarts Sewing Machine Centre	03 64245440	r.stewart2@bigpond.com	
Wells Clothing and Craft	03 6426 5000		
Quilt Top Quilting (Pam Jarman)	(03) 6431 3650		
Cranberry Crafts	(03) 6425 1077	info@cranberrycrafts.com.au	www.cranberrycrafts.com.au
Create and more	0427871139	michelle.createandmore@gmail.com	https://www.facebook.com/createandmore
Apple Patch Quilting & Craft	(03) 6431 2854		www.applepatch.com.au
Light NC Fabric & Party	0419510411	svetla@lightnc.net	www.lightnc.net
SOUTH			
Frangipani Fabrics	(03) 6224 0244	sales@franfab.com.au	www.franfab.com.au
Easy Sew and Possum Patch	(03) 6234 5616	mail@easysew.com.au	www.easysew.com.au https://www.facebook.com/Easysew
Quarter Inch	(03) 62001304	helen@quarterinch.com.au	http://quarterinch.com.au https://www.facebook.com/quarterinch
The Patch Works	(03) 6234 227	enquiry@thepatchworks.com.au	www.thepatchworks.com.au
Wafu Works	(03) 6229 1420	jan@wafuworks.com.au	www.wafuworks.com.au
Tas Cottage Industries	0408356192	deb@tascottageindustries.com.au	https://www.tascottageindustries.com.au/
The Quilted Teapot	0415 119 322		www.thequiltedteapot.com
Quilt a Kit	0417 469 644	info@quiltakit.com.au	www.quiltakit.com.au

Business owners: are your contact details up to date? Guild members: do you know any new businesses that would like to be listed here? Please send updates, recommendations or queries to:

michelle.tqeditor@gmail.com

Committee of Management

President	Position vacant		
Vice President/ Membership Sec	Leesa Greenacre	threadsbythesea@gmail.com	0428661612
Secretary	Gaye Marshall	gayetqg@gmail.com	0499088850
Treasurer	Danelle Griffin	danelle_griffin@hotmail.com	0409977247
Newsletter Editor	Michelle Murden	michelle.tqgeditor@gmail.com	
Exhibition Convenor	Lynne Hargreaves	hargreaves.lynne@gmail.com	040531115
Northern Rep	Karyn Leary	Karynleary@live.com.au	0417309358
Southern Rep	Tina Thain	tmthain@netspace.net.au	0414586270
North West Rep	Position vacant		
Website Manager	Disa Cragg-Ohlsson	snuva.tas.au@gmail.com	0409642825
Appointed Roles:			
Workshops	Lesley Lyons	lesleylyons1@hotmail.com	64283198
Appraisal Convenor	Marlene Boatwright	mbw9@bigpond.net.au	63447467
Appraisal Admin	Sharon Thomson	shanni1@internode.on.net	0437752194
Auditor	Lynne Makepeace		
Public Officer	Gaye Marshall	gayetqg@gmail.com	64243686
Retreats	Lorraine Hyland	lorraine.hyland@bigpond.com	0428422305
Historian	Helen Ducker	helenducker@gmail.com	

SUBMISSION TO THE NEWSLETTER

- All contributions and letters will be considered for publication. The editor's decision to shorten or otherwise edit copy is final.
- Anyone wishing to retain copyright of material should add their full name and the year to the end of their article.
- Written contributions or printed photographs will only be returned if accompanied by a stamped, self-addressed envelope.
- Digital images for publication must be of high quality - at least 150dpi.
- Do not send files in PDF format as files saved this way will not be used.
- If photographs are taken at exhibitions, that are to be used for submission, they MUST include the author (eg, who made the quilt), the designer (who made the pattern), any other person involved (the quilter), the photographer and the date of the photo.
- Written articles for submission must include the authors name and image credits.

Reproduction in whole or part of material, including illustrations, in **Island Threads** is strictly prohibited without permission from the Editor. The Guild is not responsible for the content of advertisements or the products offered by advertisers, and these products or services are not endorsed by the Guild.

Calendar of Events

Date	Event	Location
May		
12-16	Retreat	Poatina Chalet
29	Platypus Patchers Friendship Day	Latrobe
June		
19	General Meeting	Punchbowl Christian Centre, Launceston
20	Tamar Sewciety High Tea	George Town Golf Club
July		
17	COM meeting	Held online via Zoom
17	Island Quilts entries open	online
28	Newsletter submission deadline	Submissions to michelle.tqgeditor@mail.com
31	Penguin Village Quilters & Stitchers Friendship Day	Penguin Primary School
August		
7	TQG Friendship Day on the Beach	St Helens
30	Island Quilts entries close	online
September		
18	AGM and General Meeting	Punchbowl Christian Centre, Launceston
October		
16	COM meeting	Via Zoom
16	Appraisal Day	Punchbowl Christian Centre, Launceston
November		
4	Island Quilts - Evening with the Judges	New Town Bay Rowing Centre
5-7	Island Quilts - Craft Alive Show	Goods Shed, Hobart
10-12	Island Quilts - collection of Quilts	from Depots
27	Newsletter submission deadline	Submissions to michelle.tqgeditor@mail.com
December		
4	Christmas General Meeting	Punchbowl Christian Centre, Launceston

If you have an interesting article or if your group has an event coming up and you would like to have it included in the newsletter please contact the editor: michelle.tqgeditor@gmail.com
Please read submission requirements on page 14.

Did you know that Bernina Australia have a facebook page? There's loads of interesting articles, news and pics. Check it out....
<https://www.facebook.com/BERNINAAUSTRALIA/>



BERNINA^{QE}Quilting Machines

B 475 QE • B 570 QE • B 770 QE

Built with the quilter in mind. New and seasoned. Novice and experienced. No matter what your level of expertise, we've got the perfect sewing and quilting machine for you!

Make Your Quilting Dreams Come True

Shop with the Experts at your local BERNINA store today and become the quilter you've always wanted to be.

Toll Free 1800 237 646 • bernina@bernina.com.au
bernina.com.au • shop.bernina.com.au



made to create **BERNINA**