



ISLAND THREADS

Volume 31, Issue 2

May 2014

Newsletter of the Tasmanian Quilting Guild Inc.

PO Box 181, North Hobart, Tasmania 7002

www.tasquiltguild.org.au



The Island
Quilts 2014
Raffle Prize

Will YOU win
this quilt?



In This Issue

What does that stand for?

Sewing—then and now

Friendship Day 2014

Volunteering at Island Quilts

Hot Quilts From Cold Scraps

And so much more...

Table of Contents

Island Quilts 2014

Dates and Venue	20
Volunteering at Island Quilts FAQ	21
Volunteer Registration Form	31

Committee Minutes and Notes


Aims of TQG	15
General Meeting Minutes	12—14
Committee of Management	4—5

Regular Features

President's Piece	6
Diary Dates	18
New Members	5
Tas Quilting Related Events	19
Affiliated Groups	22—25
Out and About with Groups	17
Directory of Businesses	26—27
Advertising Rates	38

Deadline for next issue: June 14th

The Bernina 801 Sport was released in about 1985 which makes it nearly as old as the Tasmanian Quilting Guild! I'm sure there are members out there who remember machines like this.



Bernina Model 801 Sport

From The Editor...

Welcome to Island Threads.

Hello. I am the new editor of Island Threads. My name is Lynne Gerke. I currently work in aged care. I came to quilting when I was recovering from a chronic illness. One of the local quilters insisted I join their group and from there I have not looked back. I also knit, cross stitch, bead and make teddy bears.

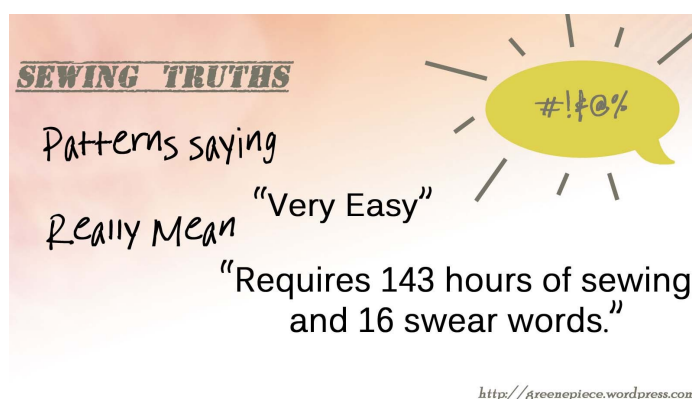
I am a new member of the Guild and I am both honoured and daunted to take over this role. I would like to thank Misty for her efforts as the previous editor and for the assistance she has given me. I would also like to thank the Committee of Management for their very warm welcome and assistance in compiling this, my first issue. Special thanks must go to Margaret Treloar, Roxanne Loxton, Alison Howlett, Wendy Fittler, Chris Coulbeck-McMurray, Sue Domeney and Kate Berry.

I would like to encourage any of our affiliated groups to send in reports of recent events, my contact details are on the next page. I call on any member of the guild to submit a photograph of their work so we can share it to inspire others.

Please feel free to email me with any suggestions or things you would like to see in the magazine.

I look forward to hearing from you.

Lynne



<http://greenepiece.wordpress.com>

CONTRIBUTIONS AND LETTERS

All contributions and letters will be considered for publication. The editor's decision to shorten or otherwise edit copy is final. Anyone wishing to retain copyright of material should add © and their full name and the year to the end of their article. Written contributions or printed photographs will only be returned if accompanied by a stamped, self-addressed envelope. Please send **HIGH QUALITY** prints and/or digital images for publication. Please do not send files in PDF format as files saved this way will not be used. If photographs are taken at exhibitions, if possible, please remove labels before photography. Reproduction in whole or part of material, including illustrations, in *Island Threads* is strictly prohibited without permission by the Editor. The guild is not responsible for the content of classified advertisements or the products offered by advertisers, and these products or services are not endorsed by the Guild. The opinions expressed in articles are not necessarily those of the Committee or Guild. Photos are by Guild or quilt owners.

Tasmanian Quilting Guild INC.

Committee of Management

2013-2014

President

Roxanne Loxton

6 Greenvalley Road

Bagdad Tas. 7030

Phone: 03 6268 6131

Email: blue61@bigpond.com

Vice President

Alison Howlett

4 Glenrose Drive

Tea Tree Tas. 7017

Phone: 0419 589 278

Email: alisons_laptop@hotmail.com

Secretary

Wendy Fittler

14 Burnett Street

George Town Tas. 7253

Phone: 03 6382 1816

Email: wfittler@bigpond.com

Treasurer

Margaret Treloar

P.O. Box 39

Lilydale Tas. 7268

Phone: 03 6395 1137

Email: mrtreloar@bigpond.com

Newsletter Editor

Lynne Gerke

24 Scott Street

Branxholm, Tasmania, 7261

Mobile: 0400 809 716

Email: lynne.gerke@yahoo.com.au

Exhibition Convener

Chris Coulbeck-McMurray

P.O. Box 183

Lilydale Tas. 7268

Phone: 03 6395 1197

Email: csc21@bigpond.com



2014 Committee of Management team

Assistant Editor...Advertising

Position Available

Historian

Helen Ducker

25 Benjafield Tce

Mt Stuart Tas. 7000

Email: helenducker@gmail.com

Valuation Administration

Sharon Thomson

198 Penquite Road

Norwood Tas. 7250

Mobile: 0437 752 194

Email: shanni1@internode.on.net

Australia's Biggest Quilting Bee Coordinator

Pip Scholten

14 Francomb Street

Huonville Tas. 7109

Phone: 03 6264 2365

Mobile: 0428 896 133

Email: pscholte@bigpond.net.au

**Northern Rep****Leonie Champ**

37 Southgate Drive

Kings Meadows

Phone: 03 6344 2303**Mobile:** 0417 320 095**Email:** leonie.champ@gmail.com**North Western Rep****Lesley Lyons**

P.O Box 371

Forth Tas. 7310

Phone: 03 6428 3198**Email:** Lesleylyons1@hotmail.com**Southern Rep**

Position Vacant

Valuation Coordinator**Marlene Boatwright**

2 Sherwood Close

Prospect Tas. 7250

Phone: 03 6344 7467**Email:** mbw9@bigpond.net.au**Website Manager****Sue Domeney**

3947 Channel Hwy

Flowerpot Tas. 7163

Phone: 03 6267 4159**Mobile:** 0438 674 900**Email:** dombros2@bigpond.com**Retreats Coordinator****Zoe Johns**

93 Abbott Street

Launceston Tas. 7250

Phone: 03 6331 2723**Email:** zoejohns@bigpond.com

New TQG Members

Shirley Paix

Rose Lewis

Brigitta Jensen

Katherine Jones

Jess Frost

Lynne Gerke

Robynne Dudley

The Rules of Quilting

1. Don't bleed on the quilt
2. Measure twice. Cut once.
3. It's not a mistake. It's a creative opportunity.
4. There are NO Quilt Police.
5. Rules? There are RULES?



Message from the President...

Hi Everyone,

Well it's that time of the year again, the leaves are changing colours and falling. I must admit I love this time of the year. Time to be inside where it is warm and lends itself to quilting. We are gearing up for 2014 Island Quilts. I hope you are all as excited as we are. To see all of your quilts hanging, how proud you will all feel. I also would like to extend to all of you an invitation to volunteer, even for an hour at Island Quilts. You are also able to see all of these beautiful quilts up close.

Those that are attending the Island Quilts like to ask a lot of questions, this is also where we need our volunteers because being a quilter you are able to answer questions and maybe encourage those that have never quilted to be excited and maybe start a new venture, your knowledge is extremely important.

Our Retreats are happening at Poatina in May which is always wonderful, lots of talking, sewing, eating and lots of 'up to no good'. If you haven't been before it is something to think about for next year.

Our next General Meeting will be held on Saturday 14th June, 2014 hope to see you all there.

Happy Sewing and keep warm.

Roxanne

We have to trust our own choice after all, and end with the simple belief that what pleases us is beautiful. Indeed, no other rule is of any use to us, and if we do but honestly please ourselves, and make forms which genuinely give us pleasure, we shall find ourselves credited with the power of designing beautiful things.

--Richard Hatton

Quilt shopping in Ballarat

I spent 3 weeks in January studying in Ballarat, and what could be better relief from the rigours of study than a trip to a quilt shop?

I discovered 2 very different quilt shops. The first I visited was **Gail's Patchwork Emporium** in the suburb of Sebastopol about 10 minutes drive from the city centre. This is a purpose built stone cottage, stuffed full of piles of fabric bolts, buttons, ribbons, trims, sewing supplies, and scattered about with flowers, antique china, and other very pretty things. This made for a very pleasant shopping experience- you could linger for ages just enjoying the bits and pieces. Then you could sit out on the veranda in a cane chair (complete with quilt of course) before launching another raid! There was a good range of fabric, and I came away with some pretty pieces from the 'French General' range. The only problem was wrestling out the bolt wanted from the bottom of the pile without breaking anything!

The second shop was very different. **Eureka Patchwork** near Bakery Hill in the city was also stuffed with bolts of fabric, but in an orderly fashion- all the walls and aisles were lined with racks so that the fabrics were easy to access. The emphasis was on fabric- there wasn't much else. But the best bit? All the fabrics are \$20/metre! I stocked up on basics:

Black and white stripe- check.

Black dots on white- check.

White dots on black- check.

Red and white check- check.

This was great shop for finding basic stash-builder fabrics.

Unlike our lovely Tasmanian shops there were few piles or baskets of fat quarters in either shop, so grabbing a few little bits and pieces was more difficult. Both businesses offer on-line shopping. If you are in Ballarat do check them out.

Gail's Patchwork Emporium

131 Yarrowee St, Sebastopol

<http://www.gailspatchwork.com.au/>

Eureka Patchwork

143 Victoria St Ballarat

<http://eurekapatchwork.com.au/>

Kate Berry



Sewing advice - Then and now

Then	Now
Prepare yourself mentally for sewing.	Wake up.
Think about what you are going to do.	Always keep a good stash of fabrics, patterns and notions ready so you can do whatever you want, whenever the mood strikes.
Never approach sewing with a sigh or lackadaisically	Save that attitude for housework.
Good results are difficult when indifference predominates	Indifference is great when mending, repairing zippers, or shortening pants. If the results aren't good, people will stop asking.
Never try to sew with a sink full of dirty dishes or if beds are unmade.	This is good advice only if you sew with your machine in the sink or on the bed.
When there are urgent housekeeping chores, do these first so your mind is free to enjoy your sewing.	Here are no urgent housekeeping chores. Just enjoy your sewing.
When you sew, make yourself as attractive as possible	Never buy a sewing machine with a mirror in it.
Put on a clean dress	You may sew in your jammies, but wear slippers. Otherwise your feet will get dusty.
Keep a little bag full of French chalk near your sewing machine to dust your fingers at intervals.	What?
Have your hair in order, powder and lipstick put on.	Brush your teeth, if time permits and you remember.
If you are constantly fearful that a visitor will drop in or your husband will come home, and you will not look neatly put together, you will not enjoy your sewing.	Lock the door and don't answer the phone. If your husband comes home, you really can't refuse to let him in, but leave a number where he can order take-away.

The following has been extracted from an article which appeared in the Australian Magazine "*Everylady's Journal*" with which is incorporated "*The New Idea*" (price 6d.) in May, 1914.

Has much changed in 100 years?

"SHOULD WIVES OBEY THEIR HUSBANDS?"

A Few Interesting Opinions and Some Moralising by Freda Sternberg

What woman, as she commands her "lord and master" to be home by ten o'clock, realizes that in a literal sense she is breaking her marriage vow? When the self-same "lord and master" led her as a blushing bride, to the altar, she faltered forth a solemn oath to "love, cherish and obey him," until one or other was dead – that is, if she was married by a strictly orthodox clergyman of the Church of England. And, having duly sworn to do all that he should want of her, does she do it? Does she even think that she should do it?

The average woman will answer "No", and then proceed to qualify her answer. But there are really no qualifying adjectives attached to the "obey" sworn in the marriage service. The word stands clear-cut and well-defined, and when it was inserted in the English Prayer-book upon its drastic revision after the Reformation, there was probably no doubt as to what "obey" was meant to convey.

But does the average woman think she should "obey" her husband? From time immemorial the obedience of a woman to her husband has been as accepted a fact as the rising and setting of the sun. The question has been settled long since in Finland, where it is considered that promises of obedience and submission if sincerely made, are degrading to men and women; and if insincerely made are dishonourable. But in Australia, even among the women themselves, opinions are divided. The married woman is generally passive in her attitude; she is, as a rule, reasonable and fair-minded, and has sufficient responsibility and authority to satisfy her sense of equality. It is generally speaking, the unmarried women who object to the word "obey". And their objections are probably based on the natural desire of youth to conquer and to sway. The ideals of youth demand that "love", "honour" and "reverence" should come first, and "obedience" follow as a natural sequence. The rebellious spirit of youth refuses to blindly acknowledge the man as master – although Nature has placed him in this position – and it refuses to bend except in homage.

And this interpretation of the obedience of the woman, although it is probably not the literal translation of the obedience demanded in the marriage ceremony, is yet the most generally accepted one, for, notwithstanding the best intentions and the most honourable motives, the literal marriage vow is habitually broken. Probably in seven cases out of ten, a man obeys his wife even more than his wife obeys him. Most of the good in life, and most of the evil, comes from this hidden but well-known fact. The woman rules. She does not say much about it; she only half realizes it herself. If she is a bad woman she abuses her power; if she is a good woman it makes her afraid. But, bad or good, the woman rules in most homes. Hence, in the case of most men, their success or failure in life depends on the woman behind the scenes. That seems to be one of the peculiarities of civilization as against savagery – this hidden, peculiar, extraordinary power wielded by women.

The question of obedience thus practically resolves itself under modern conditions into a compromise in which both the man obeys and the woman obeys – each the other – the one swaying the other's destiny in a republic in which neither governs but both rule."

MEMBERSHIP FEES ARE DUE ON 1 JULY

Renewal of membership for the new financial year is due on 1 July but can be paid as early as you like. Membership subscriptions are \$35 for individuals and for groups. Please note that insurance cover for groups is separate and a request for this payment will be sent to groups later in the year.

Please do not forget to pay membership subscriptions – if you have not paid by the date of the Annual General Meeting (20 September) then you will not be entitled to vote at the meeting. Anyone who has not paid by three weeks after the date of the Annual General Meeting will be considered unfinancial and will have to pay the rejoining fee if they want to continue as a member.

Payment can be made by cheque in the mail but please do not send cash. Payment can also be made by direct deposit to the TQG bank account:

BSB 067 600 Account No. 10733963

Please make sure that you enter your membership number as the reference on your deposit.

Quilt Map

My grandma stitches swatches
matching patches blue and red.
She's making me a crazy quilt
to snuggle with in bed.

I help her sort the batches
into stacks of every size
I watch her sew. I watch it grow.
I can't believe my eyes.

Up and down her needle flies
turning clothes into a map.
I try to read where I have been
in flannel patterns on her lap.

A shirt I wore until it tore
is now a country, soft and new.
And jeans I ran in yesterday
have turned to seas of faded blue.

My grandma stitches snatches
of my past into a quilted land
so I can sleep with memories...
made by Grandma
all by hand.

© Amy Ludwig VanDerwater

What does that stand for?

We are always finding acronyms in communications these days and if you are not so electronic communication savvy, you may often be left in the dark about the true meaning of parts of the message. Here is a list compiled from mail and phone messages from Generation X, but there are also many quilting specific acronyms.

Commonly used abbreviations

ASAP	as soon as possible
BBS	be back soon
BFF	best friends forever
BTDT	been there, done that
BTW	by the way
DIY	do it yourself
FWIW	for what it's worth
FYI	for your information
GTG	got to go
HLT	home late tonight
IMHO	in my humble opinion
LMAO	laughing my a\$\$ off
LMHO	laughing my head off
LMK	let me know
LOL	laugh out loud
OTOH	on the other hand
PS	Poste script
ROFL	rolling on the floor laughing
SWALK	sealed with a loving kiss
TGIF	thank goodness it's finished or thank goodness it's Friday
THX	thanks
WTG	way to go

Quilting specific abbreviations

BDNQ	bad day not quilting
BOB	beginners only block
BOM	block of the month
BSR	Bernina stitch regulator
BYOM	bring your own mug
CAT	creating artistic treasures
DSM	domestic sewing machine
DWR	double wedding ring
EPP	English paper piecing

FART	fabric acquisition road trip
FFP	finally finished project
FMQ	free motion quilting
FQ	fat quarter
HST	half square triangles
LAQ	long arm quilting
LQS	local quilt shop
PhD	projects half done
PIP	project in progress
PIGS	projects in grocery sacks
PP	paper piecing
QAYG	quilt as you go
QST	quarter square triangle
RST	right sides together
RTP	road trip project
SABLE	stash accumulated beyond life expectancy
SEX	stash enhancement expedition
SQUID	sewing a quilt until I die
STASH	special treasures all secretly hidden
TOAD	trashed object abandoned in disgust
UFO	unfinished object
VIP	very important project
WIP	work in progress
WISP	work in slow progress
WOF	width of fabric
WOMBAT	waste of material, batting and time (or thread)

And two bonus abbreviations:

Frog stitching (or Frogging)	ripping seams (rip it, rip it)
Reverse sewing	Oops! Made a mistake and have to take it out and do it again...



Tasmanian Quilting Guild Inc. Minutes of General Meeting

Held at Punchbowl Christian Centre
Saturday 16th March 2014

Meeting opened at 10.45am

Present – as per book

Apologies - As per book, Lorraine Wootton, new members, Katherine Jones, Brigitta Jensen.

CONFIRMATION OF MINUTES

Moved, Jenny Croxton, seconded, Dianne Mitchell that the minutes of the 7th December, 2013 meeting, as printed in Island Threads Vol. 31 Issue 1, be accepted as a true record with the amendment that the name *Jan Bowker* be changed to *Jenny Croxton*. **Passed.**

BUSINESS ARISING FROM THE PAST MINUTES

See General Business

CORRESPONDENCE INWARDS

Newsletters from various guilds tabled.

Other correspondence as per tabled record.

Jenny Croxton re Committee of Management and Minutes amendment.

Secretary to follow up sending missing copies of Island Threads to State Library of Tasmania.

Moved Margaret Treloar, seconded Alison Howlett that the correspondence be accepted. **Passed**

PRESIDENT REPORT (Roxy)

Australian Council of Quilting Conference attended in Darwin by President Roxy and Past President, Barbara Mellor in February. Roxy reported that it was a discussion forum attended by representatives from all State or Territory Guilds where trends in quilting, exhibitions, national standards, copyright and problems in quilting were aired. A guest speaker spoke on copyright issues.

Tasmania is to host the next AQC in February of 2016.

A full report will be placed in the next edition of Island Threads.

OTHER REPORTS

Treasurer (Margaret)

As at 15th March 2014

Current assets

CBA account 28064101	6,034.77
CBA account 10733963	2,751.07
CBA term Deposit	10,000.00
Total Assets	\$18,785.84

Margaret addressed concerns about the drop in total assets, attributing this to greater spending than monies received due to things such as the Art Quilt Prize (in excess of \$5,000.00) insurance cost increases, travel claims and newsletter costs.



**Tasmanian Quilting Guild Inc.
Minutes of General Meeting (Cont.)
Held at Punchbowl Christian Centre
Saturday 16th March 2014**

Treasurer (cont.)

Some discussion followed regarding possible changes to Island Threads.

Moved **Margaret Treloar**, seconded Chris Coulbeck-McMurray that the Treasurer's report be accepted.

Passed

Retreats (Zoe Johns)

Zoë reported that there were two retreats at Poatina this year. 18 will attend the first retreat and 14 the second. Attendees were reminded to bring their own mugs. Roxy will bring a box of cups.

Workshops

A workshop co-ordinator is still required. Members urged to consider taking on this role. The COM will at this stage organise workshops but it would be preferable if a member took on this role.

Newsletter

Vicki unable to continue in role of Newsletter Editor as she moved house and was without phone or Internet connection. Misty Brown was asked to assist and she agreed to take on the role to help out. Difficulties arise in passing on information, as Misty is interstate, so a local NLE would be preferable. The President apologised for the errors in the last edition of Island Threads.

Pam Stewart floated the possibility of an e-newsletter but this was not a viable option as some members do not have the Internet. It was suggested that different formats be considered with the type of publication to be adopted. The possibility of producing Island Threads as a black and white newsletter rather than a colour magazine was also raised. Linda Stillman suggested that if it is just a black and white edition, it might be easier to find a local editor.

Moved Beryl Cross, seconded Janelle Howell, that the next two issues of a text-only newsletter be trialled with any photos to be published on the website. **Passed.**

Island Quilts

Chris Coulbeck-McMurray unveiled the raffle quilt, a donation to LPQ whose members completed the top and quilted by Pam Jarman. Raffle books will be mailed out soon. At present there are only three prizes. All members who return books at or before the June meeting will be eligible to go in a draw for a \$100.00 voucher to spend at any Tasmanian Quilt Store. This will be drawn at the end of the exhibition.

Copies of the Handbook were available at the meeting and would be made available on the website.

There will be no pre-paid tickets to the Craft Fair available from the Guild this year, due to the amount of work involved in organising them and the very small return. They can be purchased on-line from the Craft Fair site.

Two person collaborative quilt is a new category introduced this year. Chris defined this as a quilt that *has involved both people from the planning stage, through the sewing/piecing to the quilting and finishing*, as compared to the "two-person quilt" in which one person has made the quilt and another has quilted it. A two-person collaborative quilt cannot be quilted by a professional quilter.

All quilts must have a sleeve. This is necessary for photography. All quilt labels must be covered with a piece of calico (or similar), stitched all around in large stitches to conceal the label during judging.

USB sticks purchased last year may be returned for re-use this year incurring a cost of \$5 for the loading of this year's quilts. New USBs will incur a cost of \$30. Only USBs issued by the Guild will be used



**Tasmanian Quilting Guild Inc.
Minutes of General Meeting (Cont.)
Held at Punchbowl Christian Centre
Saturday 16th March 2014**

Island Quilts (cont.)

All members entering a quilt will be required to do at least 2 one hour sessions of volunteering for either white glove duty, selling tickets, information, demonstration table or other volunteer tasks.

North (Leonie Champ)

An email has been received from Bicheno Busy Fingers advising their meeting days and times. This will be forwarded to the Editor for publication.

Northwest (Lesley Lyons)

The family who lost everything in the fire that burnt the original Coles store at Wilmot received 2 quilts donated by the East Coast ladies, one of which was completely hand made.

The B&B, Wilmot Bake House, wants heritage-coloured quilts. If you are interested in helping, contact Lesley.

South (Sherrie Jewson)

No report. A rep for the Southern area is required. Members asked to consider taking on the role.

Website Manager (Sue Domeney)

Sue reported that she has been the Guild website manager for over 5 years and would like to retire. All that is required is one hour about every two weeks with a little more around exhibition time. Sue learnt 'on the job' and an approachable and very helpful server who looks after the website will continue to be very supportive. Sue called for another member to take on the role as a high cost is involved if we need to hire a manager.

GENERAL BUSINESS

Little Quilts of Love

Alison contacted Calvary, Hobart Royal and Hobart Private hospitals which want to continue receiving little quilts. Contact Sherrie Jewson or Alison Howlett until a Southern Rep is appointed. Quilts should be 12" to 18" square; no wadding; backing made of flannelette and tiny stitches used.

Jenny Croxton's letter was discussed , Issues discussed in relation to this were:

- * the structure of the Committee of Management, the publication of the names of these members on both the Guild website and in the front of the newsletter and the lack of voting rights at CoM meetings of committee members appointed by the Guild
- * Ratification of the appointment of the new Island Threads editor by the meeting and whether her living interstate would affect her ability to fulfil the role and the possibility to attend meetings through e-conferencing.

Jenny is happy with the way things have been explained.

Moved, Margaret Treloar, seconded Alison Howlett that Misty Brown's appointment to the position of Newsletter Editor be ratified. **Passed**

Judging training workshops

Sue reported that the two training workshops went well and critiques for the quilts that were lent for the purpose would be available from her at the end of the meeting.

Meeting closed 1.25 p.m.

Aims of the Tasmanian Quilting Guild Inc.

- * To promote the art and craft of Patchwork and quilting
- * To bring quilters together from all parts of the state
- * To encourage the establishment of affiliated groups
- * To encourage and maintain high standards of workmanship and design in both traditional and contemporary quilting
- * To foster interest in the history of patchwork and quilting
- * To organise exhibitions
- * To publish a newsletter
- * To arrange for the giving of lectures to members of the Guild on subjects of concern or interest to them

General Meetings

Meetings are held at the Punchbowl Christian Centre, 100 Punchbowl Road, Launceston, Ph. 63 448 500

As the Punchbowl Christian Centre is so well patronised, we are not always able to use all the tables. We have bought some but more storage is now at premium. The committee would be grateful if groups could share tables and could make sure that you have at least 6-8 at each table.

General meeting Program

10:00am-10:30am	Arrival/morning tea/shopping
10:30am-11:30am	General Meeting
11:30am-1:00pm	BYO Lunch/meet and greet
1:00pm Onwards	Other activities, guest speakers, workshops, etc. followed by show and tell

Merchants' Mall

At each meeting there are a number of traders who join us. If any members would like to sell patchwork and quilting related items, e.g. New or used books, fabrics, surplus goods, you can request an area in the merchants' mall.

Members are asked to bring your own mug and a small plate of food for morning tea. Remember to bring your membership badge too. A small fee of \$2 per member is to be paid at the door. When you arrive, please make your way into the main hall. It would be appreciated if you have the correct change with you. You may need to collect a chair too. Grab a cuppa from the kitchen area and browse the shops. If you arrive early it will be presumed by the committee that you are there to help set up.

GROUP MEMBERSHIP

We have had quite a few questions lately relating to the benefits of group membership. The constitution of the Guild states that each group will be entitled to one vote only at Guild meetings, the group is entitled to nominate a representative to vote on behalf of the group but the group is not entitled to hold office. When someone is a member of a group, and that group is a Group Member of the Guild, this does not make the individual members of that group members of the Guild.

Also, a Group Member is entitled to enter one quilt in the Guild Exhibition each year and this quilt can be a collaborative quilt made by the group or a quilt made by an individual member of the group. However, such a quilt is not eligible for the Awards of Excellence and this opportunity to exhibit is only available to an individual once.

Groups can also nominate one member of their group to attend Guild workshops at the same fee as the fee charged to individual members.

Groups can also take advantage of group insurance which will cover members of the group for public liability and whilst they are volunteers such as when helping to set up group exhibitions, etc.

If you have any questions relating to group membership, please contact one of the Committee of Management.

INSURANCE COVER

Often when quilting groups hire a venue for their exhibitions they are required to produce proof of their public liability insurance cover. If you need a certificate of currency when booking a venue, please contact the Treasurer, Margaret Treloar, and it will be emailed to you.

Penguin Village Stitchers

The Penguin Village Stitchers ended 2013 with a Christmas dinner at Mole Creek. Members travelled by bus and had a great day.

Over the group's Christmas break some of our members continued meeting at each others' homes and enjoyed themselves.

We are having a retreat at Camp Clayton in June.

Also we are having our Friendship Day which will be held at Penguin Primary School on the 9th of August 2014 and we extend a warm welcome to anyone who would like to join us.

Rosemary Barrenger

Tasmanian Quilting Guild

Friendship Day on August 23rd 2014

At Richmond Primary School

10am to 3pm Cost \$5.00 Bring your lunch and a mug

Great Raffles - Traders - Give aways

And a very talented Guest Speaker

Plenty of fun

BRING A FRIEND

Please book your seats early by contacting either

Alison Howlett – alisons_laptop@hotmail.com

or

Sherrie Jewson - future.heirlooms1@bigpond.com

Friendship Day is a day for Members to gather together for fun and fellowship, to share our pleasure of quilting and a chance to catch up with Members from around the State. It is also a day when Members are encouraged to introduce a friend to the Guild.

Tasmanian Quilting Guild Inc.

Schedule of events and deadlines for 2014

Special Events	Friendship Day 2014	23rd August 2014
<hr/>		
Island Quilts	Exhibition & Craft	25th -27th July 2014
	Quilt Fair at the DEC	
	An Evening with the Judges	24th July 2014
<hr/>		
Retreats	Poatina Wed-Sun	14th-18th May 2014
	Poatina Thurs-Sun	22nd-25th May 2014
<hr/>		
General Meetings	Punchbowl	15th March 2014
	Punchbowl	14th June 2014
	Punchbowl	20th Sept 2014
	Punchbowl	6th Dec 2014
<hr/>		
Committee of Management	Ross	18th Jan 2014
	Ross	12th April 2014
	Ross	19th July 2014
	Ross	19th Oct 2014
<hr/>		
Valuation Days	Punchbowl	29th March 2014
	Punchbowl	18th Oct 2014
<hr/>		
Island Threads	Deadline	Mailing
	19th Jan 2014	22nd Feb 2014
	12th April 2014	17th May 2014
	20th July 2014	31st Aug 2014
	19th Oct 2014	9th Nov 2014

made to create **BERNINA** 

Tasmanian Quilting Related Events

Hobart Embroiderers Guild

Pottery Road, Lenah Valley at the rear of
Lenah Valley Baptist Centre
around the corner from Augusta Road

Thursdays 10am-2:30pm also 7pm-9:30pm

Contact: Val

Phone: 62 634 246

Email: heg@embroideryhobart.com

Island Quilts

Derwent Entertainment Centre

25th -27th July 2014

National and International Competitions and Events

Itchin2stitch

A comprehensive listing of fibre arts and textile-related events, Not just quilting.

Includes calls for entry, workshops and exhibitions. This e-Newsletter is a big file.

Email: Diana Eaton to receive your free electronic newsletter.

harlequin@eltec.com.au

Issued Monthly



Closing Date for Entries: 1 June 2014

No Late Entries will be accepted.

ISLAND QUILTS HANDBOOK 2014

The Island Quilts Handbook 2014 is available from the TQG website, www.tasquiltguild.org.au

If you do not wish to use the website please contact;

Chris Coulbeck-McMurray
Exhibition Convenor

Email: csc21@bigpond.com

Phone: 03 6395 1197

Mobile: 0417 130 391

with your mailing details and one will be posted to you.

REMEMBER RAFFLE BOOK SELLERS

All book sellers who return their raffle books on time (14 June meeting) will have their name go in the hat for a draw. The prize will be a \$100 gift voucher to a Tasmanian quilt shop of their choice. This will be drawn at the end of the show after the Raffle Draw.

Deadline for the return of Raffle Books

14 June 2014

EVENING WITH THE JUDGES

The Evening with the Judges will be held at the Derwent City Bowls Club on Thursday 24 July 2014 at 7:30pm. Bring some friends and hear the quilting journey of each of our three judges. It costs \$5 for members and \$10 for non-members and form to be returned to the Treasurer is in this Newsletter. Supper will be provided.

ISLAND QUILTS 2014

FREQUENTLY ASKED QUESTIONS ABOUT BEING A VOLUNTEER

1. When might I be needed?

Wednesday 23 July	<i>Judging Day</i>	9:00am to 5:00pm (can do half days)
Thursday 24 July	<i>Hanging Day</i>	9:00am to 5:00pm (can do half days)
Friday-Sunday 25-27 July	<i>The Craft Fair is on</i>	10:00am to 4:00pm

During the Craft Fair the volunteer roster is broken down to one hour sessions.

Sunday 27 July	<i>Take Down</i>	4:00pm to 6:00pm (or until it is finished)
----------------	------------------	--

2. What would I be doing on Judging Day?

The quilts are delivered to the DEC (Derwent Entertainment Centre) and sorted into categories. For each category the quilts are laid out on tables in category order ready for judging. When the judges are ready we have a platform on which the volunteers hold the quilts up for display to the Judges.

Volunteers are asked not to make any comments and stay away from the judging area. In the afternoon the quilts are photographed. Morning tea, lunch and afternoon tea are provided.

3. What would I be doing on Hanging Day?

All the stands are put up the night before so Hanging Day involves getting all the quilts hung on the stands and around the cloth walls. There is some high ladder work and some low ladder work but no one need be on the ladders if they don't wish to be – there are plenty of other jobs to be done.

Volunteers need to wear enclosed shoes and high visibility jackets (the Guild has some but if you have your own please bring it). Tea and coffee is provided but bring a mug and your lunch.

4. What is involved in White Glove Duty?

As a Quilt Hostess you will be given a sash to wear and white gloves so you can handle the quilts if any members of the public wish to look at the back or some area in particular and answer any question they may have. At the same time keeping a sharp eye on those who just must touch the quilts especially the little darlings!!

5. Are there other things I can do?

Yes there are indeed. We have the Raffle and Information table where we encourage the public to buy raffle tickets for the Raffle Quilt and other prizes. People often ask about quilting groups in their area and we have that information on hand.

There is the Demonstration Area where various aspects of our craft are demonstrated to the public. If you wish to help in this area please contact;

Cindy Watkins on 0437 057 417 (day) or 03 6369 5266 (night)

Email: deepeacestudio@yahoo.com.au

Mail: P O Box 154 Deloraine TAS 7304.

6. Do I get in free if I volunteer?

No. However, the more you do the more likely you are to get a free pass. The Guild allowed ten passes for the whole period of the Craft Fair and this does not quite cover the Island Quilts Committee members that are working there for the whole of the show. On top of that we are allowed fifteen free passes for each day and these are distributed based on the amount of time given as a volunteer. Remember, we need at least ten people on the floor every hour for every day of the show.

Affiliated Groups

North West

Burnie Piecemakers	Meet on the first and third Monday of the month (except public holidays) At the Baptist Church Hall 57 Mount Street, Burnie, from 10:00am	Contact: Lynn Hoodless Phone: 03 6431 7596
Devon Patchworkers and Quilters	Meet each Thursday evening at the Devonport Library, Fenton Street, Devonport From 7:00pm-9:00pm	Contact: Vonda Jeffrey Phone: 03 6424 4632
Leven Quilters	Meet each Monday At the Catholic Church Hall Alexandra Road, Ulverstone From 10:00am-3:00pm	Contact: Janine Richardson Phone: 03 6431 6299
Penguin Village Stitchers	Meet every Tuesday At the Baptist Church Hall Ironcliffe Road, Penguin From 10:00am-2:00pm	Contact: Rosemary Barrenger Phone: 03 6442 2169
Platypus Patchers	Meet every Tuesday At the rear of Picture Patchwork Shop in Latrobe From 10:00am-12:00pm	Contact: Margo Barber Phone: 03 6496 1156
Queenstown Quilting and Craft	Meet every Tuesday At the Gallery Museum Driffield Street, Queenstown From 10:00am-12:00pm	Contact: Iris Beams Phone: 03 6471 2043
Smithton Town and Country Patchworkers and Quilters	Meet every second Saturday of the month, at the Smithton Christian Fellowship Building Nelson Street, Smithton From 10:30am-4:00pm	Contact: Beryl Gale Phone: 03 6456 1284
Wynyard Cottage Patchworkers And Quilting group	Meet in members homes on first and third Monday From 11:00am and second and fourth Tuesdays at 7:00pm	Contact: Helen Dixon Phone: 03) 64 423 181

Affiliated Groups

North

Dorset County Quilters

Meet on the third Wednesday of each month at the Uniting Church Hall, King Street, Scottsdale
From 9:00am-4:00pm

Contact: Jenny Millwood

Phone: 03 6356 0181

George Town Wilted Quilters

Meet on alternate weeks on Monday Evenings at the Old Courtroom (Quilters Quarters) at the George Town Council Chambers
From 7:00pm

Contact: Carla Coogan

Phone: 03 6382 1154

In Stitches

Meet every Thursday
At Calico Crossroads
124 Main Road, Exeter
From 10:00am-2:00pm
\$25 per year plus \$2.50 per Entry

Contact: Pauline or Sue

at Calico Crossroads

Phone: 03 6394 3369

Launceston Patchworkers and Quilters

Meet every Thursday from 10:00am-2:00pm and the second Saturday of the month
From 11:00am-4:00pm
at the Punchbowl Bible Chapel
100 Punchbowl Road, Launceston

Contact: Fran Williams

Phone: 03 6331 9498

East Coast

Break O' Day Stitches

Meet every Friday
at the St. Helens
Neighbourhood House
Bungalow, St. Helens,
From 10:00am —3:00pm

Contact: Ann Luttrell

Email:

mluttrell2@bigpond.com

General Meetings held on the last Friday of each month from 10:00am for about an hour

Bicheno Busy Fingers

Meet alternate Thursdays
At the Bicheno Bowls and RSL Club
From 11am—3pm
All welcome.
Bring your own lunch.
Membership free but please bring gold coin donation on weeks you attend.

Contact: Pamela O'Hara

Phone: 0419 261 241

Affiliated Groups

South

Channel Quilters	Meet alternate Tuesdays in members' homes 10:30am — 3:00pm	Contact: Lauree Brown Phone: 03 6229 7529
Come Quilting Loose Threads	Meet every Wednesday morning At the hall under St. Francis Xavier Church, Corner Adelaide And Anglesea Streets, South Hobart From 9:30am — 12:00pm and every Friday evening 7:30pm — 9:30p m	Contact: Shirley Gillam Phone: 03 6223 4835
Geeveston Material Girls	Meet every Monday At Geeveston Golf Club McKibbens Roads, Geeveston From 10:00am-4:00pm	Contacts: Rhonda Fibbens Email: jfibbens@spin.net.au Phone: 03 6297 1924 <u>OR</u> Sue Rich Email: chasrich@iinet.net.au
Kensington Quilters	Meet every Wednesday From 9:30am-12:00pm And the last Wednesday of each month from 9:30am-2:00pm At the Uniting Church Hall Kensington Street, Glenorchy	Contact: Janice Phone: 03 6272 9343
Quilt Inn	Meet fortnightly in members' Homes. This is a closed group With a waiting list.	
Claremont Quilters	Meet every Wednesday 10:00am-3:00pm At Claremont RSL 9 Bilton Road, Claremont New members welcome	Contact: Karren Walker Phone: 0409 471 112 Email:
Scattered Piecers	Meet the last Saturday Of the month From 12:30pm-4:00pm At Corpus Christie Church Alma Street, Bellerive	Contact: Lisa Rose Phone: 03 6273 9933

Affiliated Groups

South (Cont.)

Sommers Bay Quilters	Meet on the second and fourth Saturdays of each month From 1:30pm At 623 Sommers Bay Road Murdunna	Contact: Margaret Pendlebury Phone: 03 6253 5609
Stitching and Beyond	Meet on the third Monday of the month from 10:00am-late lunch At the Adult Education Centre Hutchins Street, Kingston AND The first Thursday of the month From 6:00pm-8:00pm At The Friends School, Argyle Street North Hobart	Contacts: Faye Twining Phone: 03 6272 0531
Thimbles and Threads	Meet every Wednesday From 9:30am-1:00pm At the Kingston Library Hutchins Street, Kingston \$3 Entry New Members Welcome	Contact: Anne Gowans Phone: 0400 131 739
Willow Court Quilters	Meet Every Monday From 10:00am-3:00pm At the Patchwork Café 15 George Street, New Norfolk New Members Welcome	Contact: Janine Phone: 03 6261 5730 Mobile: 0417 916 479
Quilting Companions New Norfolk	New Members Welcome	Contact: Jenny Phone: 03 6261 3795 Mobile: 0400 166 542

* Please Note

If you are a member of a group that is not in this list and you would like your group to be listed, or your groups details have changed, please see that the TQG contact person for your group notifies your Area Representative.

Directory Of Patchwork And Quilting Businesses

South

WAFU Works — Vintage Japanese Textiles

Old and new cotton and silk Japanese fabrics, accessories and much, much more. Kimono remnants, Sashiko supplies, clover products etc.

Email: jan@wafuworks.com.au

Website: www.wafuworks.com.au

Opening Hours: Tues — Sat 10:00am-4:30pm

18 Beach Road, Kingston Beach. TAS 7050

Phone: 03) 62 291 420

Flowerpot Quilts — Quilts to Dye For

Sue Domeney's mobile fabric store. Bringing you hand dyed and other fabrics, patterns, kits and quilting essentials.

Email: dombros2@bigpond.com

Website: quiltstodyefor.com.au

Opening Hours: Open all hours, by phone or email

3947 Channel Hwy, Flowerpot. TAS 7163

Phone: 0438 674 900



Directory Of Patchwork And Quilting Businesses

North

Gone Rustic Studios and Gallery

Rita Summers. Fibre and Textile — Mixed Media

Email: gonerustic@gmail.com

Website: www.gonerustic.wordpress.com.

37 Main Street, St Mary's. TAS 7215

Phone: 03) 63 722 724

Make on Longford

Make craft , make friends, Patchwork, Papercrafts, Beading, handmade gifts and classes.

Email: makeonlongford@gmail.com

23 Marlborough Street, Longford. TAS 7301

Phone: 03) 63 912 023

Calico Crossroads

Quilting fabrics, gift lines, country wares and more.

Email: Pauline@calicocrossroads.com.au

Website: www.calicocrossroads.com.au

Blog: www.calicocrossroads.blogspot.com

Opening Hours: Tues-Fri 10:00am-4:00pm; Sat 10:00am-3:00pm

124 Main Road, Exeter. TAS

Phone: 03) 63 943 369

Elemental Artspace

Quilting fabric, thread, art quilt supplies, paints, dyes and much, much more.

Contact: Cindy Watkins

Phone: 0437 057 417

Email: deappeacestudio@yahoo.com.au

Website: deepeacestudio.com.au

Open: 7 days 9am to 5pm (summer) 10am to 4pm (winter)

3 Emu Bay Road, Deloraine, Tas 7304



Vice President's Challenge

JOURNEYS

Your interpretation

Entries will be displayed at the Christmas Function

Size: No bigger than 1m x 1m

Great Prizes

Start Sewing and get those creative juices flowing.





Tasmanian Quilting Guild Inc.

Application For Quilt Valuation

Quilt maker/s _____

Address _____

Phone number _____ Email _____

Quilt Owner/s(if different to Quilt Maker)

(Valuation Certificate will be issued in the name of the quilt owner for insurance purposes)

Address _____

Quilt Title _____ Year Completed _____

Quilt Description (please tick appropriate box)

Bed Quilt ☐ Wall Hanging ☐ Art Quilt ☐

Colour

Scheme _____

Brief description of quilt (e.g. blocks used/layout/medallion/landscape/borders etc.

(This description is for the certificate)

Design Source: Original Design ☐ Traditional ☐ Traditional Variation ☐

Other Sources, please specify, e.g. book, magazine, workshop, class, etc.

Publication (name and Date)

Construction Method:

Hand Pieced ☐ Machine Pieced ☐ Tied ☐ Hand Appliqued ☐

Machine Appliqued ☐ Hand Quilted ☐ Machine Quilted ☐

Quilted commercially on a quilting machine by _____

Other Method, please specify _____

**THIS PAGE HAS BEEN INTENTIONALLY
LEFT BLANK**

ISLAND QUILTS 2014 – Volunteer Registration Form

Name:	
Address:	
Phone No:	
Email:	

Please circle when you are available:					
Wed	23 July	Judging Day	9:00 – 5:00	All Day	Half Day AM PM
Thurs	24 July	Setup Day	9:00 – 5:00	All Day	Half Day AM PM
Sun	27 July	Take Down	4:00 – 6:00		

Please tick each of the one hour sessions you prefer:						
Session Start Time	10:00 to 11:00	11:00 to 12:00	12:00 to 1:00	1:00 to 2:00	2:00 to 3:00	3:00 to 4:00
Fri 25 July						
Sat 26 July						
Sun 27 July						

Complete the form and mail to;

TQG Island Quilts Volunteers, C/- Roslyn Grierson (email kenneth.grierson@bigpond.com)

232 Lewisham Road, Forcett, TAS, 7173

✂.....

FOR YOUR OWN USE

Please wear your TQG Members Badge at all times.

Please circle when you are available:					
Wed	23 July	Judging Day	9:00 – 5:00	All Day	Half Day AM PM
Thurs	24 July	Setup Day	9:00 – 5:00	All Day	Half Day AM PM
Sun	27 July	Take Down	4:00 – 6:00		

Please tick each of the one hour sessions you prefer:						
	10:00 to 11:00	11:00 to 12:00	12:00 to 1:00	1:00 to 2:00	2:00 to 3:00	3:00 to 4:00
Fri 25 July						
Sat 26 July						
Sun 27 July						

**THIS PAGE HAS BEEN INTENTIONALLY
LEFT BLANK**

Island Quilts 2014

An Evening with the Judges

Derwent City Bowls Club

1-5 Ryde Street, North Hobart TAS 7000

7.00pm Thursday July 24th 2014

TQG Members - \$5.00 Non Members - \$10.00

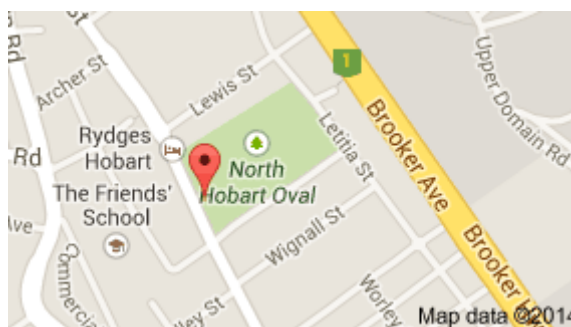
Please email Alisons-laptop@hotmail.com or Mail to PO Box 181 North Hobart Tas 7002

Either send Cheque or use Bank deposit details for TQG (BSB: 067600 Account No: 10733963)

Please state member number and JN (Judges Night) when paying

Name	Member number	TQG member	Non member	Amount

Map for directions.



**THIS PAGE HAS BEEN INTENTIONALLY
LEFT BLANK**

HOT QUILTS FROM COLD SCRAPS ©

With **ALISON SCHWABE**

Sew it, don't throw it ! This workshop is open to people who work either way ie traditionally or want to work freehand.

Sat 24, Sun 25, May

with a PowerPoint presentation on the evening of May 24

at The Friends' School,

North Hobart with plenty of parking onsite

COST: \$180

WORKSHOP DESCRIPTION:

Guarantee your place in Quilters Paradise!

Empty your scrap bags!

Reach deep into your stash!

Traditional and contemporary quilters are invited to rediscover the appeal of this early form of recycling as they learn how principles of design and colour apply to scrap quilts

Everyone in class will be able to select from several quickly worked ideas for suitable repeat units for their scrap quilt project.

Each student decides whether she wants to work using traditional geometric piecing methods or non-traditional rotary cutting and piecing. If you want to work freehand, I can supply the basic instructions for you to get started and practice at home before the class to save time - it is not difficult, just different.

CONTACT:

Chris Hussey 62672273 / 0414785672

57 Wingara Road, Howden 7054

sandbworkshops@gmail.com

Report on Day 2 Workshop for Quilt Judge Trainees, 29 March 2014

Day 2 of the Quilt Judge Training Program was held on 15 February 2014, with over 50 quilts being appraised.

The purpose of this training day was not to be the full procedures of a guild exhibition, but for the judges to understand the appraisal system used when judging quilts in an exhibition.

After a slow beginning, it soon became clear to both the judges and their support team what each expected from the other.

Once the importance of the timekeeper was realised, the judges found they had to make their appraisal decisions fast – much quicker than when valuing a quilt – with the scribes reading aloud the various points to be looked at in turn, as they (scribes) filled in the appraisal forms.

The appraisal forms were handed to the makers when the quilts were returned. Those quilters I spoke with later were quite pleased with what had been written about their quilts, most never having had an appraisal of any sort of their quilts before.

Some of the quilts were quite obviously not new, or had not been made with an exhibition in mind, which gave the judges a good variety for comparison.

The appraisal form we used, was borrowed from the Victorian Quilters Guild, and after discussion, we felt a few changes could be made to simplify it, and especially when judging art quilts.

With an understanding now of the practical aspect of judging, the next step will be more theory of both practical and ethical topics.

Watch this space

Sue Domeney

Judge tutor for the day.



References

P1: Celebrating 30 years: <http://www.hgst.edu/30th-anniversary-hgst/>

P2: Bernina 801 <http://snappystitches.com/2011/07/26/its-an-obsession/>

P3: Sewing truths:

<http://media-cache-ak0.pinimg.com/originals/1e/ca/88/1eca88882f94664dc4fb89a562575abd.jpg>

P5: Rules of Quilting:

<http://media-cache-ak0.pinimg.com/originals/6e/e8/2d/6ee82d84ca689a99bdcd006fd3890632.jpg>

P6: Hatton Quote: <http://stitchingcow.com/pages/quilt-sayings-for-you-from-stitching-cow>

P7: PhD in Sewing: http://welovequilting.com/?attachment_id=11957

P8: Sewing advice: <http://runningwithrocket.blogspot.com.au/2013/07/sewing-advice.html>

P10: Quilt Map: <http://www.poemfarm.amylv.com/2012/12/quilt-map-spark-18.html>

P11: Acronyms:

<http://quiltersclubofamerica.com/blogs/eqeditor/archive/2011/03/29/omg-roflol-what-does-it-all-mean.aspx>

P26: Fabric Hoarder: <http://www.sewdelicious.com.au/2014/03/me-lately.html>

P28: Footprints: <http://sweetclipart.com/six-little-black-footprints-485>

P36: Quilting judge:

<http://www.quiltingboard.com/pictures-f5/quilt-competition-judge-thorough-t181376.html>

P38: We ♥ Advertising: <http://prettygoodplan.com/2011/11/different-types-of-online-advertising/>

P39: Pointing smily:

<http://www.ipgtraining.com/sales-tips-blog/bid/60288/Salespeople-How-Can-You-Not-Know>

P39:

Juggling woman: <http://www.caridad.com/2008/04/03/thoughtful-thursday-the-juggling-act/>

P39: Telephone:

<http://www.picgifs.com/clip-art/telephone/clip-art-telephone-996909-696992/>

Advertising Rates For Island Threads

Advertiser	Rates (\$) Per issue		
	1/4 Page	1/2 Page	Full Page
TQG	\$12	\$20	\$35
Local Business	\$25 or \$75 for 4 Issues	\$50 or \$175 for 4 issues	\$100 or \$300 for 4 issues
Commercial			\$250 or \$800 for 4 issues
Directory of Patchwork and Quilting Businesses	\$10 for 4 issues for a 12 month period. Maximum of 6 lines, single column, A4 page.		

Please Note:

- * Finished artwork is required for all advertising submissions
- * Articles can be supplied as typed/written copy, USB or email
- * Good Quality photographs and illustrations can be reproduced
- * Island Threads is published four times a year: August, November, February and May
- * Send articles/advertisements to: TQG Newsletter Editor
PO Box 181
North Hobart
TAS 7002

Email: lynne.gerke@yahoo.com.au

- * Payment must be made when advertisements are submitted. Payments may be made either by cheque/money order direct deposit.
- * Bank Details:

Name of Bank: Commonwealth Bank of Australia

Branch No: (BSB) 067600

Name of Account: Tas Quilting Guild Inc.

Account Number: 1073 3963



You Can HELP!!!



Are you familiar with any of the following; Word, Excel or Publisher? If so, you have a role in Island Quilts 2014.

Would you like to liaise with the judges from initial contact to the end of the show? If so, you have a role in Island Quilts 2014.



If you have some other talent that could be used at Island Quilts 2014, then you have a role in Island Quilts 2014.

If you can fulfil any of the above, please contact me.

Chris

Island Quilts 2014

Want You

Contact

Chris Coulbeck-McMurray
Exhibition Convener
Email: csc21@bigpond.com



SOME THINGS YOU JUST MAKE TIME FOR



*Inspiration, creativity
& knowledge available
between the hours of 10 and 4*

- see new and exclusive displays
- shop with the best craft suppliers
- meet special guest artists
- join new workshops
- learn new skills
- get expert advice

TASMANIA

JULY 25 – 27, 2014

NEW DATES!



Friday to Sunday, 10am – 4pm
Derwent Entertainment Centre, Hobart

Buy your tickets online now! Group and multi-day tickets available.
Includes entry to the Island Quilts exhibition by the Tasmanian Quilting Guild.



craftevents.com.au

Supported by: **Woman's Weekly**

Organised by: **EXPERTISE**
DESIGN & CRAFT